



Amatola
Water · Amanzi

BID DOCUMENT

BID NO. AW 2019/20/06

BID DESCRIPTION

KSB PUMPS - SUPPLY AND DELIVERY OF SPARES, REPAIRS AND MAINTENANCE OF PUMPS OR REPLACEMENT OF PUMPS ON AN ADHOC BASIS FOR A PERIOD OF THREE YEARS.

CLOSING DATE

DAY: FRIDAY
DATE: 29 NOVEMBER 2019
TIME: 09H00

BIDDER TO COMPLETE

COMPANY NAME

TRADING AS

(if different from above)

ISSUED AND PREPARED BY: AMATOLA WATER
PRIVATE BAG X3
VINCENT
5217
Tel: +27 43 707 3700
Fax: +27 43 707 3770

TABLE OF CONTENTS	
SECTION A: TENDER INVITATION, CONDITIONS OF TENDER AND SPECIFICATION	
	PAGE NO
INVITATION TO BID (SBD 1)	4
TENDER CONDITIONS	6
SPECIFICATION	11
SECTION B: RETURNABLE DOCUMENTS	
	PAGE NO
FORM A: AUTHORITY TO SIGN	32
FORM B: SCHEDULE OF PREVIOUS SIMILAR CONTRACTS SATISFACTORILY	33
SBD 4 DECLARATION: CONFLICT OF INTEREST	34
SBD 6.1 PREFERENCE POINTS CLAIM FORM	37
SBD 8 DECLARATION OF BIDDER'S PAST SCM PRACTICES	42
SBD 9 CERTIFICATE OF INDEPENDENT BID DETERMINATION	44
SECTION C: PRICING INSTRUCTIONS, PRICING SCHEDULE AND CONTRACT	
	PAGE NO
PRICING INSTRUCTIONS	48
SBD 3.1 PRICING SCHEDULE - FIRM PRICES (PURCHASES)	49
SBD 3.2 PRICING SCHEDULE – NON-FIRM PRICES (PURCHASES)	56
SBD 7.1 CONTRACT FORM – GOODS/ WORKS	58
GENERAL CONDITIONS OF CONTRACT	59

SECTION A

TENDERING INVITATION,
CONDITIONS OF TENDER AND
SPECIFICATION

SBD1

INVITATION TO BID

YOU ARE HEREBY INVITED TO BID FOR THE KSB PUMPS - SUPPLY AND DELIVERY OF SPARES, REPAIRS AND MAINTENANCE OF PUMPS OR REPLACEMENT OF PUMPS ON AN ADHOC BASIS FOR A PERIOD OF THREE YEARS

THE SUCCESSFUL BIDDER WILL BE REQUIRED TO FILL IN AND SIGN A WRITTEN CONTRACT FORM (SBD7).

BID RESPONSE DOCUMENTS MUST BE DEPOSITED IN THE BID BOX LISTED BELOW

Reception area of Amatola House

6 Lancaster Road

Vincent

East London

THE RFP BOX IS AVAILABLE FOR BIDS TO BE DEPOSITED BETWEEN 08:00AM – 16:00PM FROM MONDAY TO FRIDAY.

SUPPLIER INFORMATION

NAME OF BIDDER

POSTAL ADDRESS

STREET ADDRESS

TELEPHONE NUMBER

CODE

NUMBER

CELLPHONE NUMBER

FACSIMILE NUMBER

CODE

NUMBER

E-MAIL ADDRESS

VAT REGISTRATION NUMBER

TCS PIN:

OR

CSD No:

B-BBEE STATUS LEVEL VERIFICATION CERTIFICATE [TICK APPLICABLE BOX]

Yes

No

B-BBEE STATUS LEVEL SWORN AFFIDAVIT

Yes

No

IF YES, WHO WAS THE CERTIFICATE ISSUED BY?

AN ACCOUNTING OFFICER AS CONTEMPLATED IN THE CLOSE CORPORATION ACT (CCA) AND NAME THE APPLICABLE IN THE TICK BOX

AN ACCOUNTING OFFICER AS CONTEMPLATED IN THE CLOSE CORPORATION ACT (CCA)

A VERIFICATION AGENCY ACCREDITED BY THE SOUTH AFRICAN ACCREDITATION SYSTEM (SANAS)

A REGISTERED AUDITOR

NAME:

[A B-BBEE STATUS LEVEL VERIFICATION CERTIFICATE/SWORN AFFIDAVIT (FOR EMEs& QSEs) MUST BE SUBMITTED IN ORDER TO QUALIFY FOR PREFERENCE POINTS FOR B-BBEE]

ARE YOU THE ACCREDITED REPRESENTATIVE IN SOUTH AFRICA FOR THE GOODS

Yes

No

ARE YOU A FOREIGN BASED SUPPLIER FOR THE GOODS

Yes

No

/SERVICES /WORKS OFFERED?	[IF YES ENCLOSE PROOF]	/SERVICES /WORKS OFFERED?	[IF YES ANSWER PART B:3 BELOW]
SIGNATURE OF BIDDER	DATE	
CAPACITY UNDER WHICH THIS BID IS SIGNED (Attach proof of authority to sign this bid; e.g. resolution of directors, etc.)			
TOTAL NUMBER OF ITEMS OFFERED			
TOTAL BID PRICE (ALL INCLUSIVE)			
BIDDING PROCEDURE AND SCM ENQUIRIES MAY BE DIRECTED TO: S Biyela		TECHNICAL INFORMATION MAY BE DIRECTED TO: N Ntungwana	
ONLY WRITTEN QUERIES VIA EMAIL WILL BE ATTENDED TO			
PUBLIC ENTITY	AMATOLA WATER		
CONTACT PERSON	Sandile Biyela - Lead Demand Specialist	CONTACT PERSON	Noelan Bottcher
E-MAIL ADDRESS		E-MAIL ADDRESS	
	sbiyela@amatolawater.co.za		nbottcher@amatolawater.co.za

**PART B
TERMS AND CONDITIONS FOR BIDDING**

1. BID SUBMISSION:

- 1.1. BIDS MUST BE DELIVERED BY THE STIPULATED TIME TO THE CORRECT ADDRESS. LATE BIDS WILL NOT BE ACCEPTED FOR CONSIDERATION.
- 1.2. ALL BIDS MUST BE SUBMITTED ON THE OFFICIAL FORMS PROVIDED – (NOT TO BE RE-TYPED) OR ONLINE
- 1.3. BIDDERS MUST REGISTER ON THE CENTRAL SUPPLIER DATABASE (CSD) TO UPLOAD MANDATORY INFORMATION NAMELY: (BUSINESS REGISTRATION/ DIRECTORSHIP/ MEMBERSHIP/IDENTITY NUMBERS; TAX COMPLIANCE STATUS; AND BANKING INFORMATION FOR VERIFICATION PURPOSES). B-BBEE CERTIFICATE OR SWORN AFFIDAVIT FOR B-BBEE MUST BE SUBMITTED TO BIDDING INSTITUTION.
- 1.4. WHERE A BIDDER IS NOT REGISTERED ON THE CSD, MANDATORY INFORMATION NAMELY: (BUSINESS REGISTRATION/ DIRECTORSHIP/ MEMBERSHIP/IDENTITY NUMBERS; TAX COMPLIANCE STATUS MAY NOT BE SUBMITTED WITH THE BID DOCUMENTATION. B-BBEE CERTIFICATE OR SWORN AFFIDAVIT FOR B-BBEE MUST BE SUBMITTED TO BIDDING INSTITUTION.
- 1.5. THIS BID IS SUBJECT TO THE PREFERENTIAL PROCUREMENT POLICY FRAMEWORK ACT 2000 AND THE PREFERENTIAL PROCUREMENT REGULATIONS, 2017, THE GENERAL CONDITIONS OF CONTRACT (GCC) AND, IF APPLICABLE, ANY OTHER LEGISLATION OR SPECIAL CONDITIONS OF CONTRACT.

2. TAX COMPLIANCE REQUIREMENTS

- 2.1 BIDDERS MUST ENSURE COMPLIANCE WITH THEIR TAX OBLIGATIONS.
- 2.2 BIDDERS ARE REQUIRED TO SUBMIT THEIR UNIQUE PERSONAL IDENTIFICATION NUMBER (PIN) ISSUED BY SARS TO ENABLE THE ORGAN OF STATE TO VIEW THE TAXPAYER'S PROFILE AND TAX STATUS.
- 2.3 APPLICATION FOR TAX COMPLIANCE STATUS (TCS) OR PIN MAY ALSO BE MADE VIA E-FILING. IN ORDER TO USE THIS PROVISION, TAXPAYERS WILL NEED TO REGISTER WITH SARS AS E-FILERS THROUGH THE WEBSITE WWW.SARS.GOV.ZA.
- 2.4 BIDDERS MAY ALSO SUBMIT A PRINTED TCS TOGETHER WITH THE BID.
- 2.5 IN BIDS WHERE CONSORTIA / JOINT VENTURES / SUB-CONTRACTORS ARE INVOLVED, EACH PARTY MUST SUBMIT A SEPARATE PROOF OF TCS / PIN / CSD NUMBER.
- 2.6 WHERE NO TCS IS AVAILABLE BUT THE BIDDER IS REGISTERED ON THE CENTRAL SUPPLIER DATABASE (CSD), A CSD NUMBER MUST BE PROVIDED.

3. QUESTIONNAIRE TO BIDDING FOREIGN SUPPLIERS

3.1. IS THE BIDDER A RESIDENT OF THE REPUBLIC OF SOUTH AFRICA (RSA)?

YES NO

3.2. DOES THE BIDDER HAVE A BRANCH IN THE RSA?

YES NO

3.3. DOES THE BIDDER HAVE A PERMANENT ESTABLISHMENT IN THE RSA?

YES NO

3.4. DOES THE BIDDER HAVE ANY SOURCE OF INCOME IN THE RSA?

YES NO

IF THE ANSWER IS “NO” TO ALL OF THE ABOVE, THEN, IT IS NOT A REQUIREMENT TO OBTAIN A TAX COMPLIANCE STATUS / TAX COMPLIANCE SYSTEM PIN CODE FROM THE SOUTH AFRICAN REVENUE SERVICE (SARS) AND IF NOT REGISTER AS PER 2.3 ABOVE.

NB: FAILURE TO PROVIDE ANY OF THE ABOVE PARTICULARS MAY RENDER THE BID INVALID.

TENDER CONDITIONS

1. DEFINITIONS

The word "Bidder/Tenderer" in these conditions shall mean and include any firm of Contractors, Suppliers, Service Providers or any company or body incorporated or unincorporated.

2. BID PUBLICATION

Bid document will be available from **Friday, 08 November 2019** at Amatola Water website at www.amatolawater.co.za.

3. CLARIFICATION MEETING

Clarification meeting will be held on the **15th November 2019 @ Nahoon Boathouse @ 10h00.**

4. BID SUBMISSION

The original completed bid documents must be submitted in a sealed envelope endorsed with the Bid Number and Bid Description as detailed in the Tender Data. The sealed envelope must be deposited in the Bid/Tender Box, located in the reception area of Amatola House, 6 Lancaster Road, Vincent, East London, not later than the time and date specified on the cover page and SBD 1 of this bid.

5. DISQUALIFYING FACTORS

(a) The following forms must be completed in full as per the requirement of the bid.

- FORM A: AUTHORITY TO SIGN
- FORM B: SCHEDULE OF PREVIOUS SIMILAR CONTRACTS SATISFACTORILY COMPLETED

(b) The following declaration forms must be completed in full:

SBD 1: Invitation to Bid
SBD 4: Declaration of Interest
SBD 8: Declaration of Bidder's Past SCM Practices
SBD 9: Certificate of Independent Bid Determination

(c) The following forms must be submitted with your bid:

1. B-BBEE VERIFICATION CERTIFICATE
2. JOINT VENTURE AGREEMENT (IF APPLICABLE)

All forms and declarations must be signed and completed and returned with the Bid Document as a whole.

Failure to sign and / or complete the forms and declarations will result in the bid being disqualified.

The lowest or any bid will not necessarily be accepted and your bid may be accepted in part or as a whole.

- The bid document must be completed in all respects in non-erasable ink.
- Bids must be submitted on original bid documents.
- Bid documents must remain intact and no portion may be detached.

6. PERIOD OF VALIDITY FOR BIDS AND WITHDRAWAL OF BID AFTER CLOSING DATE

All Bids must remain valid for a period of 90 (ninety) days from the closing date as stipulated in the Bid document.

7. AUTHORITY TO SIGN BID DOCUMENTS

In the case of a Bid being submitted on behalf of a company, close corporation or partnership, evidence must be submitted to the Amatola Water at the time of submission of the Bid that the Bid has been signed by persons properly authorised thereto by resolution of the directors or under the articles of the entity.

Form A must be completed. Failure to complete Form A must invalidate your bid.

8. JOINT VENTURE REQUIREMENTS

DEFINITION:- “**Joint Venture or Consortium**”: means an association of persons for the purpose of combining their expertise, property, capital, efforts, skill and knowledge in an activity for the execution of a contract.

Should a group of companies/firms and/or interested parties wish to enter into a joint venture / consortium agreement the following minimum requirements must be met: -

- a. A properly signed copy of the joint venture/consortium agreement must be attached.
- b. Each member of the joint venture/consortium's taxes must be in order.
- c. After the award of a contract to a joint venture/consortium, the successful joint venture group or consortium must provide a combined joint venture/consortium Tax Clearance Certificate.
- d. After the award of a contract to a joint venture/consortium, the successful joint venture group or consortium must provide the details of the joint venture / consortium banking details.
- e. A trust, consortium or joint venture will qualify for points of their B-BBEE status level as a legal entity, provided that the entity submits their B-BBEE status level certificate.
- f. A trust, consortium or joint venture will qualify for points for their B-BBEE status level as an unincorporated entity, provided that the entity submits their consolidated B-BBEE scorecard as if they were a group structure and that such a consolidated B-BBEE scorecard is prepared for every separate tender.

THE JOINT VENTURE/CONSORTIUM AGREEMENT MUST CONTAIN THE FOLLOWING: -

- a. Who the managing member will be.
- b. Who the signatory of authority will be.
- c. How the joint venture/consortium share of profit will be split.
- d. The bank account details where payments will be deposited into.
- e. The agreement must be signed by all parties.

- f. The agreement must be certified by a Commissioner of Oaths.
- g. The postal and physical address where all correspondence will be sent to

9. CONDITIONS OF TENDER

- I. Submission of this proposal signifies the applicant's acceptance of the conditions as laid down in this document, unless clearly stated otherwise.
- II. Any expense incurred by the applicant in preparing and submitting this proposal will be for the applicant's account.
- III. Amatola Water reserves the right not to accept any proposal and cancel the bid as and when the need arises.
- IV. The contractor must provide references on Form B that the company has undertaken at least 3 projects of a similar nature. Failure to provide proof will invalidate your bid.
- V. Failure to comply with the above requirements will result in submitted proposals being disqualified.

BID SPECIFICATION

Amatola Water invites bids from suitably experienced suppliers for the the **SUPPLY AND DELIVERY OF SPARES, REPAIRS AND MAINTENANCE OF PUMPS OR REPLACEMENT OF KSB PUMPS ON AN ADHOC BASIS FOR A PERIOD OF THREE YEARS** as set out below:

1. SCOPE OF WORK

The appointed supplier will be required to perform the following functions for AW:

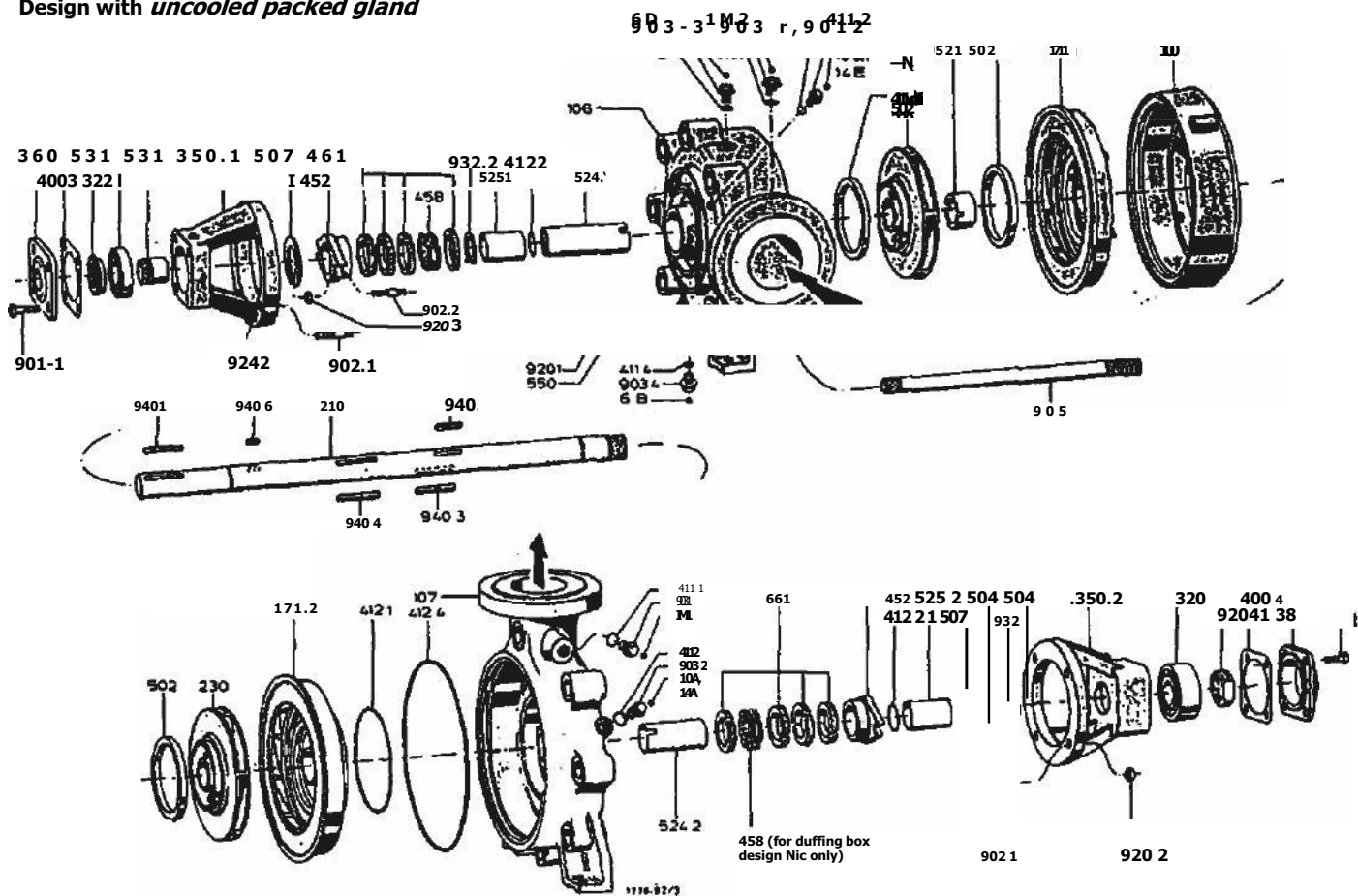
SUPPLY OF SPARES

PUMP SPARES KSB WKLN RANGE FROM WKLN32 TO WKLN150

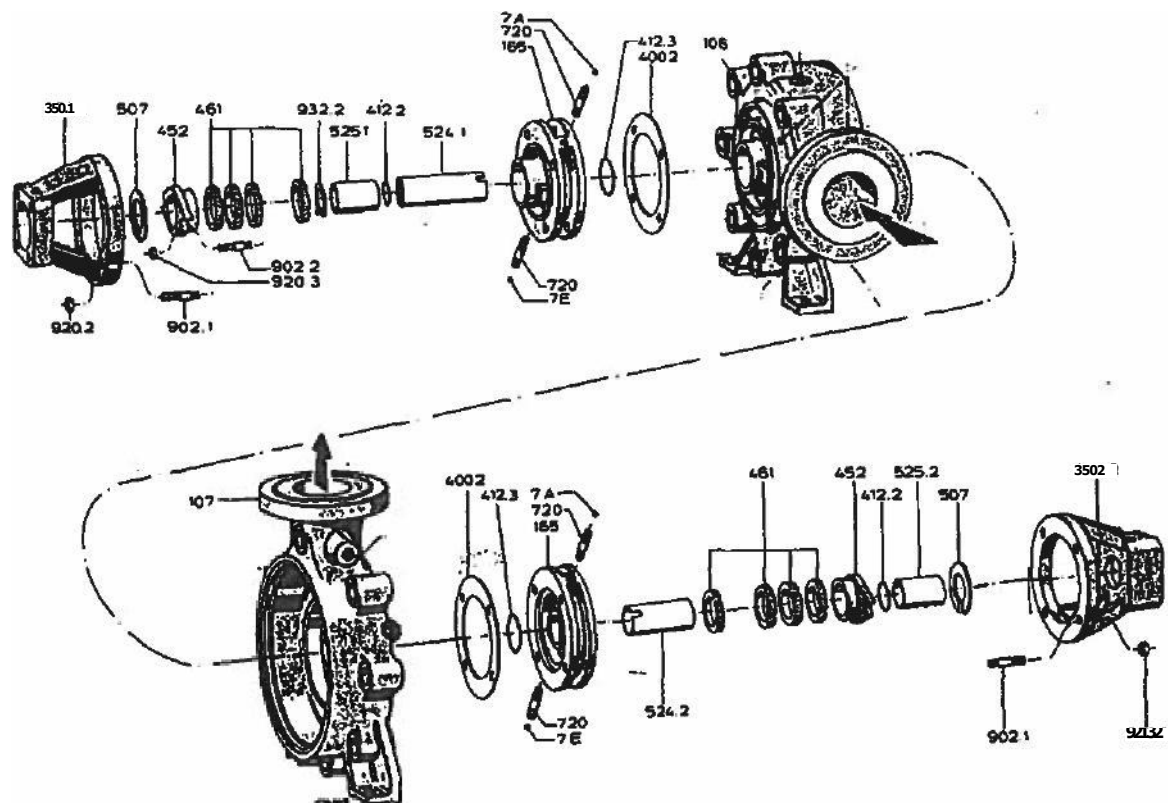
1. Suction Casing
2. Discharge Casing
3. Stage Casing
4. Diffuser – Cast Iron and Bronze
5. Last Stage Diffuser – Cast Iron and Bronze
6. Shaft
7. Impeller - Cast Iron and Bronze
8. Angular Contact Bearing
9. Cylindrical Contact Bearing
10. Bearing Housing Non Drive END (NDE)
11. Bearing Housing Drive END (DE)
12. Bearing End Cover DE
13. Bearing End Cover NDE
14. Shaft O-Ring (Between Spacer and Protection Sleeve)
15. Mechanical Seals
16. Gland Cover (Follower)
17. Lantern Ring
18. Casing Wear Ring – Cast Iron and Bronze
19. Spacer Ring – Cast Iron and Bronze
20. Thrower
21. Stage Sleeve – Cast Iron and Bronze
22. Shaft Protection Sleeve – Cast Iron and Bronze and Stainless Steel
23. Spacer Sleeve Cast - Iron and Bronze and Stainless
24. Shaft Protection Sleeve - Cast Iron and Bronze and Stainless Steel
25. Stud – Gland Cover

26. Stud – Bearing Housing
27. Tie Bolt
28. Tie Bolt Nut
29. Tie Bolt Disc
30. Circlips - NDE AND DE
31. Shaft Keys
32. Stage 0-Ring
33. Shaft Nut
34. Gland Packing (BURGMANN OR CHESTERTON)

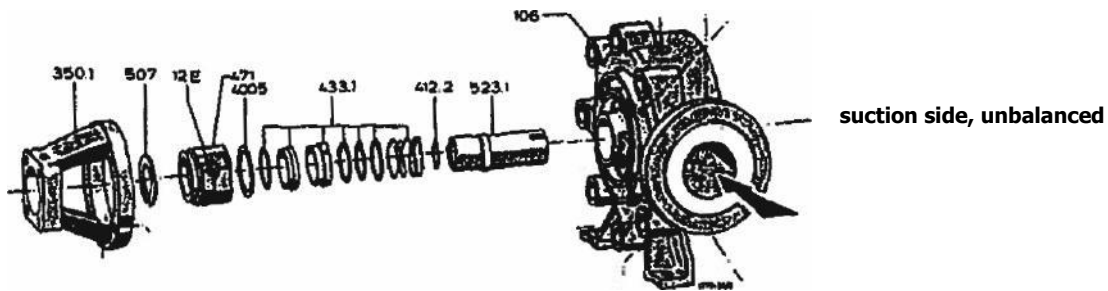
4.8 Exploded Views and List of Components
Design with uncooled packed gland



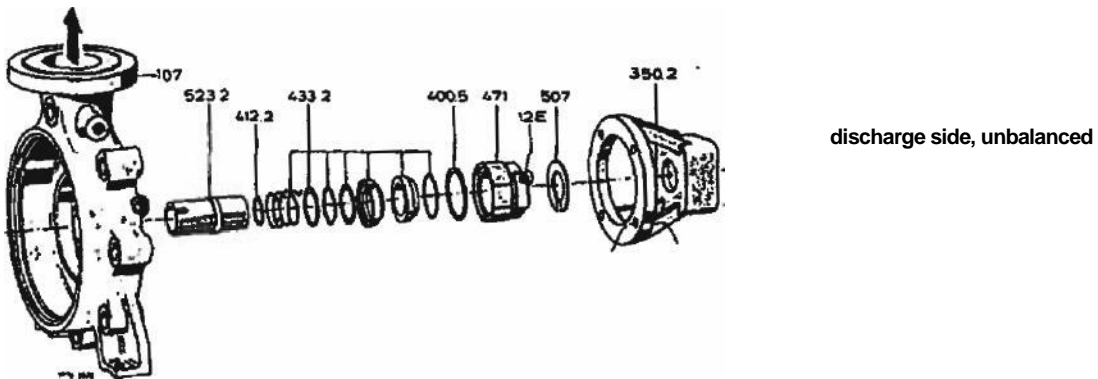
Design Design with cooled packed gland



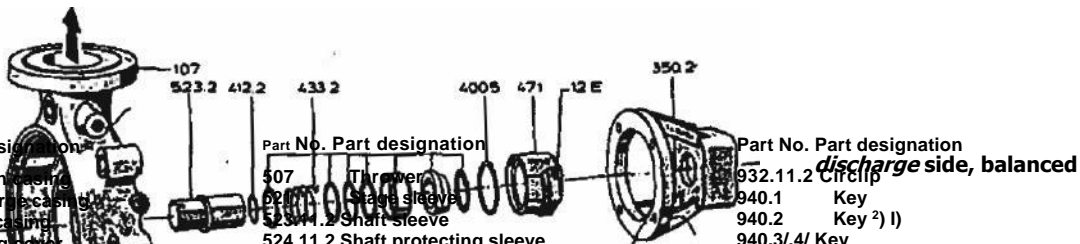
Design with uncooled mechanical seal



suction side, unbalanced



discharge side, unbalanced



discharge side, balanced

Part No.	Part designation
106	Suction casing
107	Discharge casing
108	Stage casing
165	Cooling cover
171.1	Diffuser
171.2	Last stage diffuser
210	Shaft
230	Impeller
320	Angular contact ball bearing
322	Cylindrical roller bearing
360.1/.2	Bearing housing
360	Bearing cover
361	Bearing end cover
400.2/.3/	Gasket
.4/.5	
411.1/.2/	Gasket
.3/.4	
412.11.2/	O-ring
.3/.4	
422.11.2	Felt ring (sizes 125 and 150)
433.112	Mechanical seal
452	Gland cover
458	Lantern ring
461	Gland packing
471	Seal plate
500.1/.2	End ring (sizes 125 and 160)
502 ³⁾	Casing wear ring
504	Spacer ring

Part No.	Part designation
507	Impeller
523.1/.2	Shaft sleeve
524.11.2	Shaft protecting sleeve
525.1	Spacer sleeve
525.2	Spacer sleeve
525.3 ¹⁾	Spacer sleeve (size 150 N and mechanical seal, size 100 — 150 NW)
525A ¹⁾	Spacer sleeve (sizes 100 and 150 HW)
531	Clamping sleeve
550	Disc
582 ¹⁾	Cylindrical pin
636.1	Grease nipple
901.1	Hex. head bolt
902.11.2/	Stud (.3 sizes 100-150 mechanical seal)
.3	
903.1/.2/	Threaded plug
.3/.4	
905	Tiebolt
914	Socket head screw (size 80 mechanical seal)
920.11.21	Hex. nut
.3	
920.4	Nut with two flats

Part No.	Part designation
932.11.2	Circle
940.1	Key
940.2	Key ²⁾ l)
940.3/.4/	Key
.61.6	(.5 not fitted on sizes 125 and 150)
1M.1/.2	Connection for pressure meeting instrument
68	Product drain
6D	Product prime vent
7A	Cooling liquid outlet
7E	Cooling liquid inlet
88 ¹⁾	Leakage drain
9A ¹⁾	Sealing liquid outlet
9E ¹⁾	Sealing liquid inlet
10E	External source sealing liquid inlet
12E	Circulation liquid inlet
14A	Balance liquid outlet
146	Balance liquid inlet

1) not illustrated
 2) applies only to pumps with drive from either end
 3) 1 fitted on size 50 and 65 2 on Sizes 80 to 150

PUMP SPARES KSB WKL200/5 - SER NO: 30618-431/YR10-1990

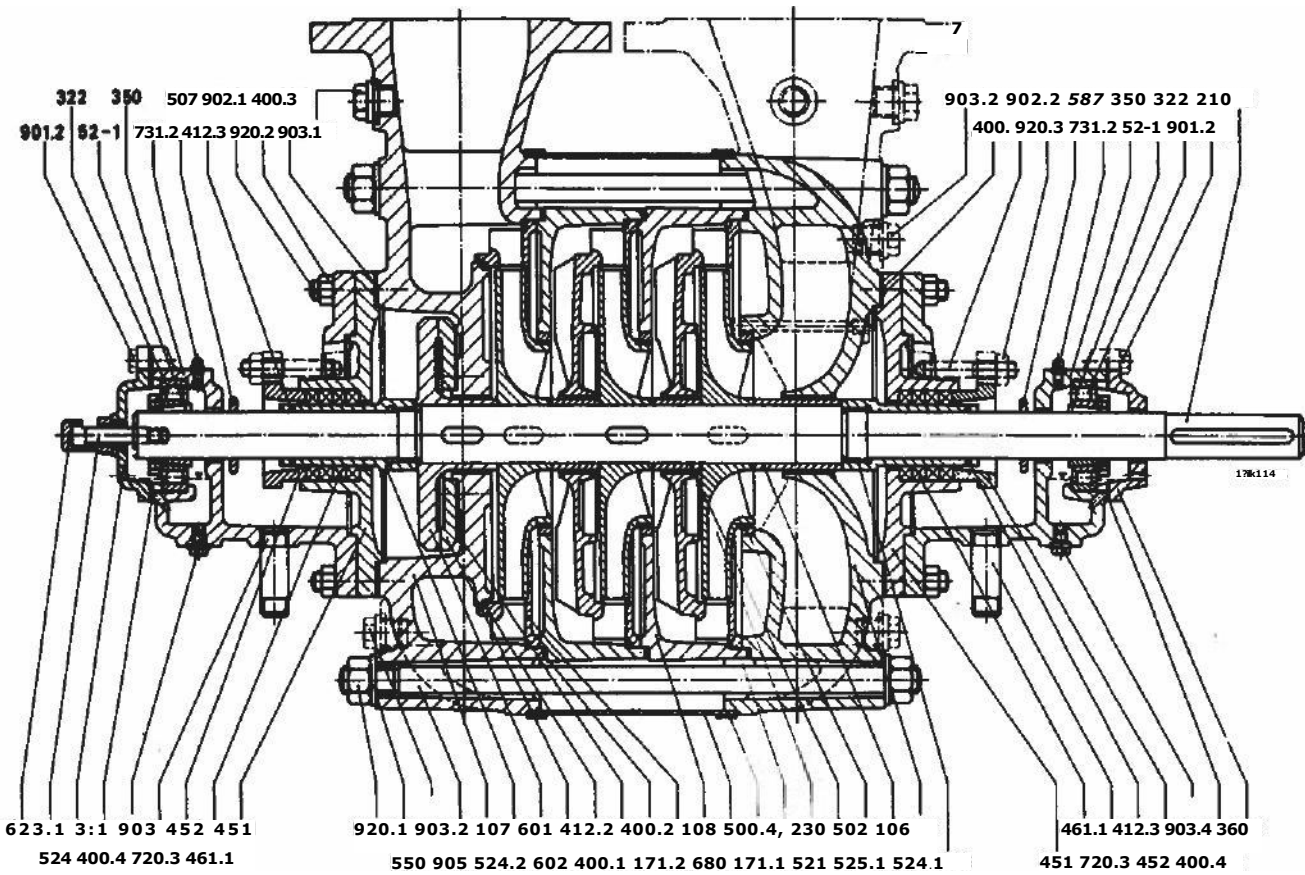
H-225m/Q475m3/h/KW-374/RPM-1480/IMP DIA-395mm

**NOTE: THIS PUMP OF WHICH THERE ARE 4 IN USE AT AMATOLA WATER
WERE PURPOSE BUILDS FOR THE LAING WTW**

1. Suction Casing
2. Discharge Casing
3. Stage Casing
4. Diffuser-Cast Iron and Bronze
5. Last Stage Diffuser - Cast Iron and Bronze
6. Shaft
7. Impeller - Cast Iron and Bronze
8. Non Drive End Bearing Set - NDE (WHITE METAL)
9. Drive End Bearing Set- DE (WHITE METAL)
10. Bearing Cover - DE
11. Bearing Cover - NDE
12. Bearing Housing
13. Stuffing Box Housing
14. Stuffing Box Gland COVER (FOLLOWER)
15. Complete O-Ring Set
16. Casing Wear Ring- Cast Iron and Bronze
17. Thrower
18. Stage Sleeve - Cast Iron and Bronze
19. Shaft Protection Sleeve DE - Cast Iron and Bronze
20. Shaft Protection Sleeve NDE - Cast Iron and Bronze
21. Spacer Sleeve Suction - Cast Iron and Bronze
22. Spacer Sleeve Discharge - Cast Iron and Bronze
23. Stage Bush (Diffuser) - Iron and Bronze and Stainless Steel
24. Balance Disc
25. Balance Disc Seat
26. Wear Indicator
27. Wear Indicator Sleeve
28. Stud (GLAND COVER)
29. Stud Bearing Housing

30. Tie Bolt
31. Tie Bolt Nut
32. Tie Bolt Disc
33. Constant Level Oiler
34. Gland Packing (BURGMANN OR CHESTERTON)
35. Complete Gasket Set
36. Throttle Bush – Cast and Iron Bronze
37. Complete Set Parallel Keys

17. Sectional Drawings and List of Components



Basic construction WL 40 to 125

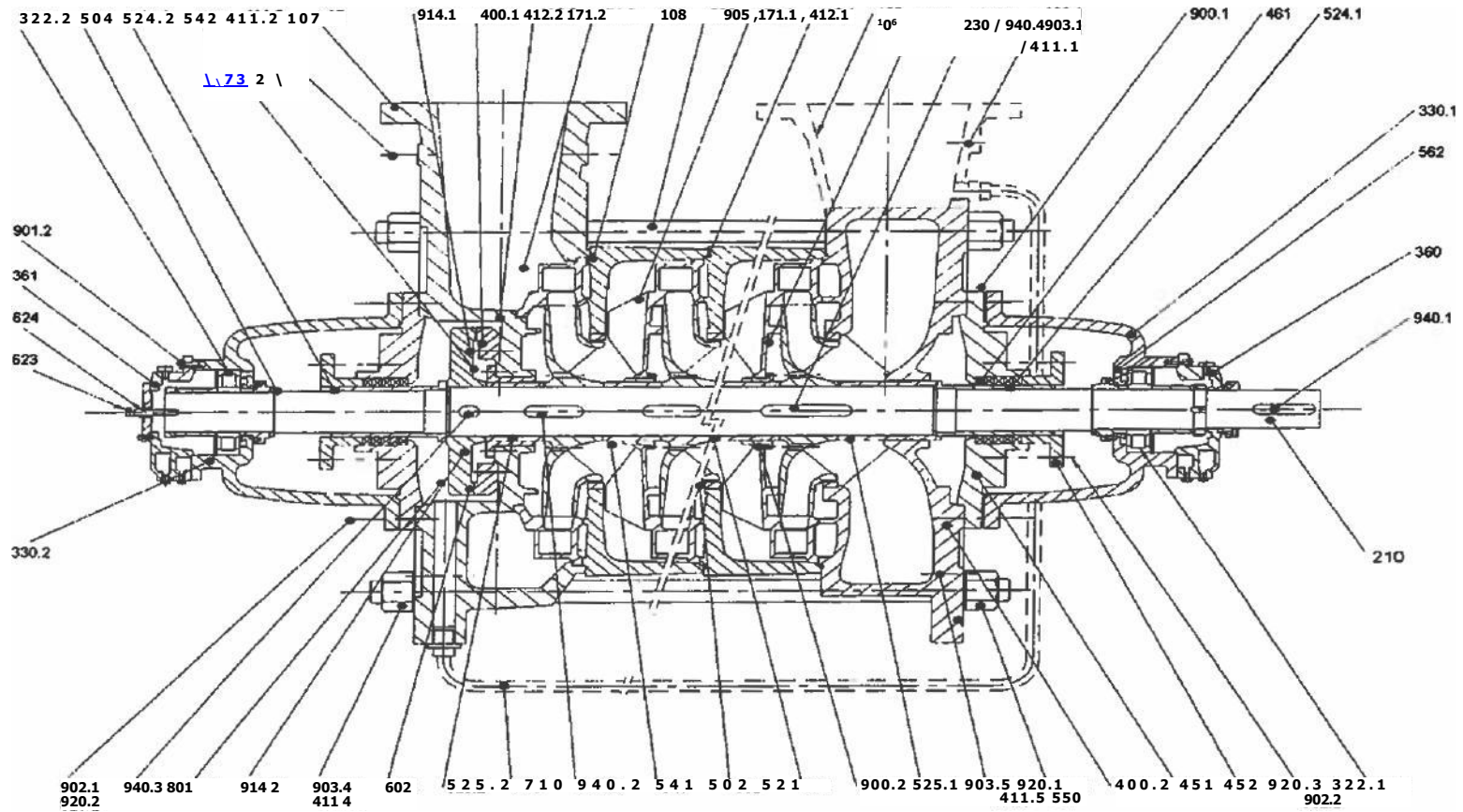
Quantity per pump	Part No.	Designation	Quantity per pump	Part No.	Designation	Quantity per pump	Part No.	Designation
1	108	Suction casing	2	<u>461.11</u>	Stuffing box packing	2	638	Constant level oiler
1	107	Discharge casing	2	500.1	End ring	1	680	Cladding
S - 1	108	Stage casing	2	800.4	Ring	2	720.3	Double nipple
2	166	Cooling cover	S	1 502.1	Casing wear ring 1)	2	731.2	Plug
S - 1	171.1	Diffuser	S	503	impeller wear ring 1) 3)	8	901.2	Hex. head bolt
1	171.2	Final stage diffuser	S	507	Thrower	16	902.1	Stud
1	<u>210</u>	Shaft	S - 1	521	Stage sleeve	4	902.2	Stud
1	<u>230</u>	Impeller	1	<u>524.c</u>	Shaft protecting sleeve	2	903.1	Threaded plug
S	<u>322</u>	Cylindrical roller bearing	1	524.2	Shaft protecting sleeve	2	903.2	Threaded plug
2	350	Bearing housing	1	525.1	Spacer sleeve	2	903.4	Threaded plug
1	360	Bearing cover	1	<u>625.2</u>	Spacer sleeve	8	905	Tiebolt
1	361	Bearing end cover	1	525.4	Spacer sleeve 2)	2	913	Vent screw
S - 1	<u>400.1</u>	Flat gasket	1	<u>540.2'</u>	Bush 1)	16	920.1	Hex. nut
2	<u>400.2</u>	Flat gasket	1 S	<u>540.3</u>	Bush 1)	16	920.2	Hex. nut
2	<u>400.3</u>	Flat gasket	- 1	541	Stage Bush 1)	4	920.3	Hex. nut
2	<u>400.4</u>	Flat gasket	2	543	Spacer bush 2)	1	920.4	Hex. nut ²⁾
1	<u>412</u>	O-ring	16	550	Disc	2	932	Cirolip 2)
2	<u>412.3</u>	O-ring	2	<u>52-1</u>	Clamping sleeve	7 A		Cooling liquid outlet
2	<u>412.4</u>	O-ring	1	801	Balance disc	7 E		Cooling liquid inlet
3	<u>422.1</u>	Felt ring	1	<u>602</u>	Balance disc seat	10 A		Sealing liquid outlet
2	451	Stuffing box housing	1	623.1	Sleeve	10 E		Sealing liquid inlet
2	452	Stuffing box gland	1	624	indicator pin	11 E		Flushing liquid inlet
2	458	Lantern ring	2	636	Grease nipple			

1) Material alternative with 848 (special approximately 14 % Cr)
 2) WL 150
 3) Only supplied in conjunction with part No. 230 (impeller)

chrome steel with emergency running characteristics,

1 Recommended spare parts - Number of stages

5.1.2 WLn 200 and WLn 250



PUMP SPARES KSB ETA NORM

1. Volute Casing
2. Casing Cover
3. Support Foot
4. Shaft
5. Impeller – Cast and Iron Bronze
6. Deep Groove Ball Bearing
7. Boarline Bracket
8. Bearing Cover
9. Gasket
- 10.10INT Ring
11. Axial Seal Ring
12. Mechanical Seal
13. Disc
14. Lock Washer
15. Cover Plate
16. Stud
17. Circlip
18. Impellor Key
19. Drive Key (SHAFT)
20. Gland Follower
21. Stuffing Box Ring
22. Lantern Ring
23. Gland Packing (BURGMANN OR CHESTERTON)
24. Casing Wear Rings
25. Shaft Protection Sleeve - CAST IRON AND BRONZE AND STAINLESS
STEEL
26. Protection Sleeve O-Ring

9 Related Documents

9.1 General assembly drawings

9.1.1 Standardised mechanical seal and bolted casing cover This view applies to the following pump sizes:

- 040-025-200 050-32-200.1 065-040-200 065-050-200 080-065-200 100-080-250 125-100-250 150-125-250 200-150-21C
 050-32-250.1 065-040-250 065-050-250 080-065-250 100-080-315 125-100-315 150-125-315 200-150-315
 050-32-200 065-040-315 065-050-315 080-065-315 100-080-400 125-100-400 150-125-400 200-150-400
 050-32-250

[Supplied in packaging units only

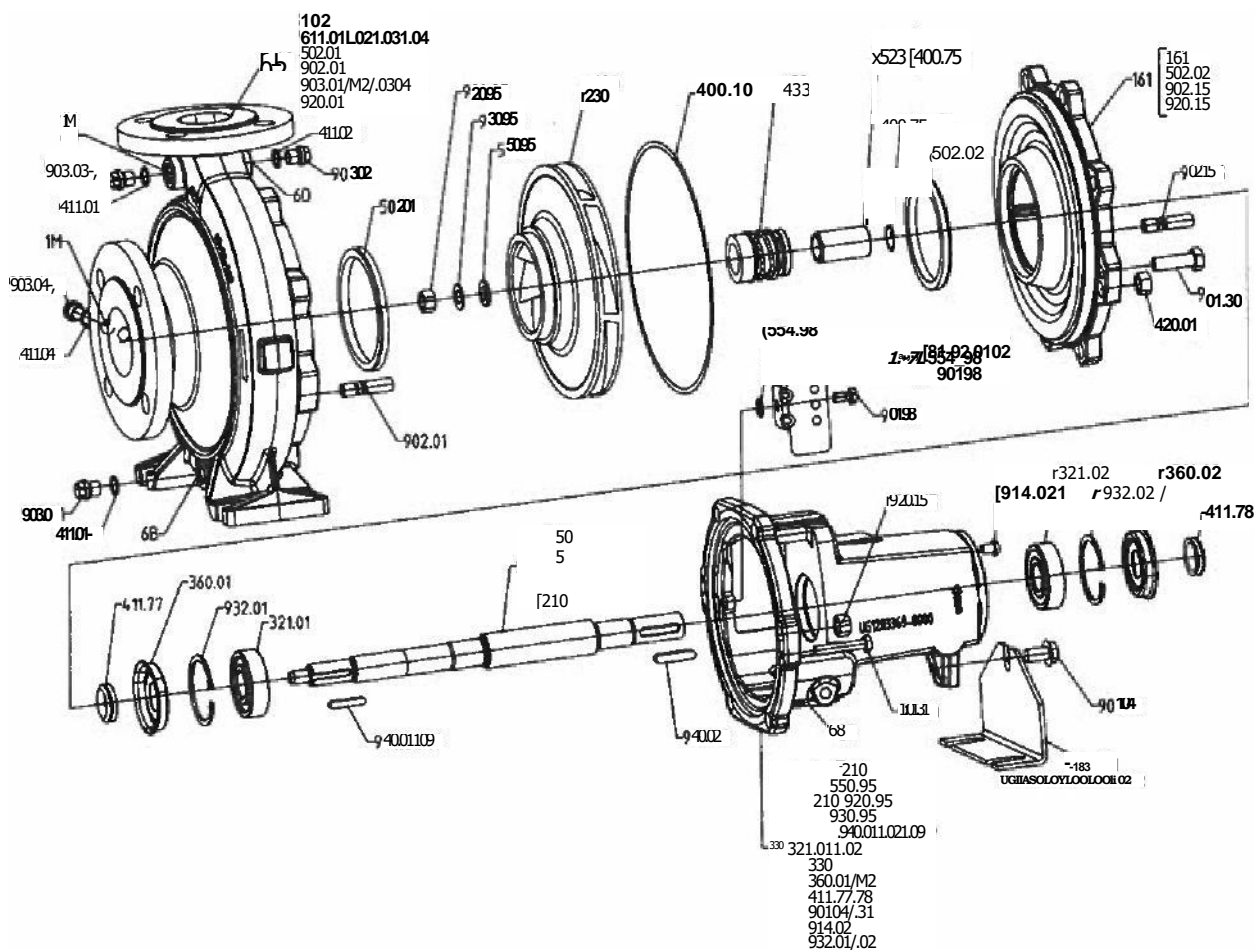


Fig. 25: Pump set with standardised mechanical seal and bolted casing cover

Table 29: List of components

Part No.	Description	Part No.	Description	1
102	Volute casing	554.98	Lock washer	
161	Casing cover	81-92.01/.02	Cover plate	
183	Support foot	901.04/.30/.31/.98	Hexagon head bolt	
210	Shaft	902.01/.15	Stud	
230	Impeller	903.011.021.031.04	Screw plug	
321.01/.02	Deep groove ball bearing	914.02	Round-head screw	
330	Bearing bracket	920.01/.15/.95	Hexagon nut	
360.01/.02	Bearing cover	930.95	Spring washer	
400.10/.75	Gasket	932.01/.02	Circlip	

9.1.3 Gland packing and bolted casing cover

This view applies to the following pump sizes:

- 040-025-200 050-32-200.1 065-040-200 065-050-200 080-065-200 100-080-250 125-100-250 150-125-250 200-150-250
 050-32-250.1 065-040-250 065-050-250 080-065-250 100-080-315 125-100-315 150-125-315 200-150-315
 050-32-200 065-040-315 065-050-315 080-065-315 100-080-400 125-100-400 150-125-400 200-150-400
 050-32-250

[Supplied in packaging units only

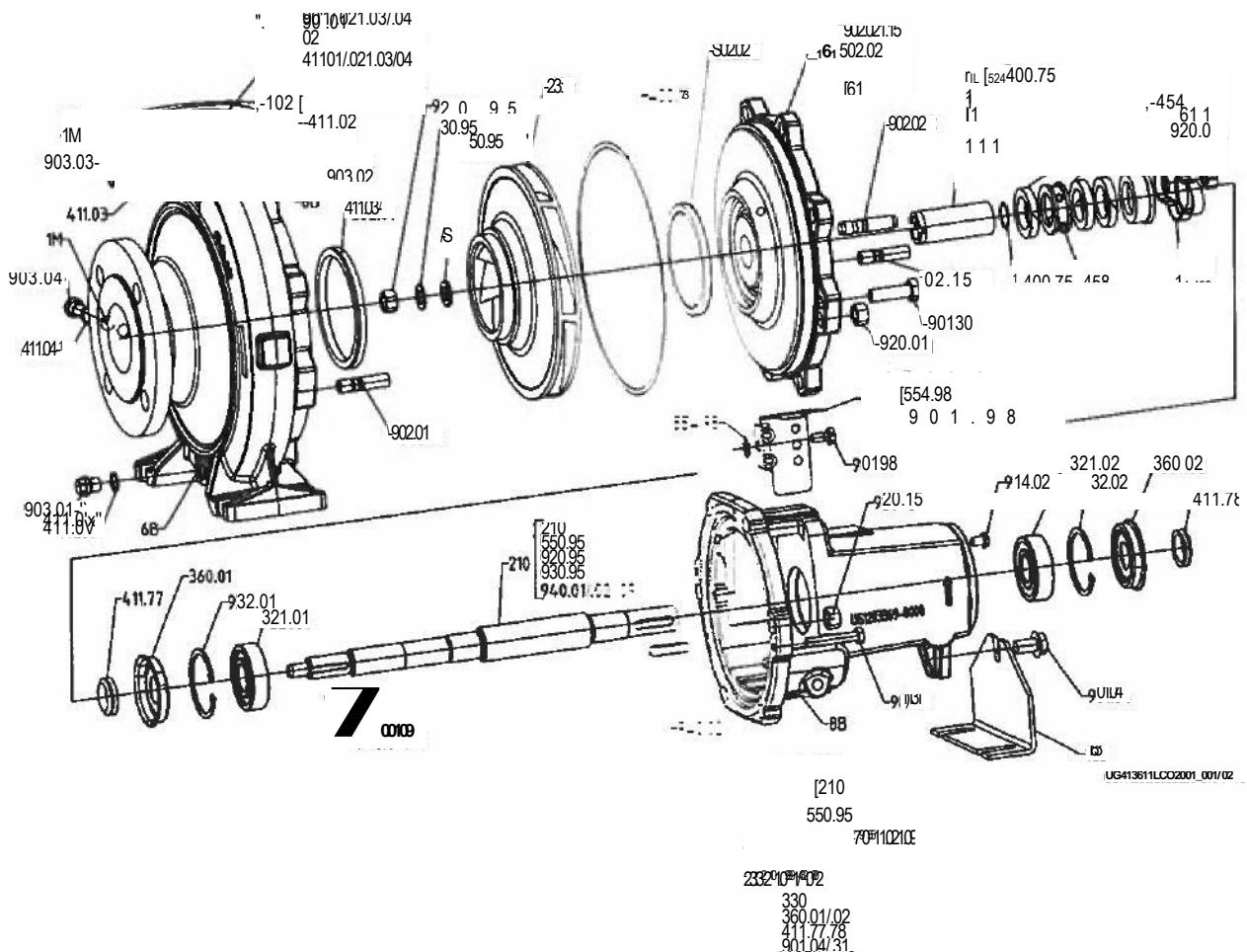


Fig. 27: Pump set with gland packing and bolted casing cover

Table 31: List of components

Part No.	Description	Part No.	Description
102	Volute casing	550.95(24)	Disc
161	Casing cover	554.98	Lock washer
183	Support foot	181-92.01/02	Cover plate
210	Shaft	1901.04/30/98	Hexagon head bolt
230	Impeller	902.01/02/15	Stud
321.01/02	Deep groove ball bearing	903.01/02/03/04	Screw plug
330	Bearing bracket	914.02	Round-head screw
360.01/02	Bearing cover	920.01/02/15/95	Hexagon nut
400.10/75	Gasket	930.95	Spring washer
411.01/02/03/04	Joint ring	932.01/02	Circlip
411.77/78	Axial seal ring	940.01/02/09 ²⁵⁾	Key

24) For shaft unit 25 only

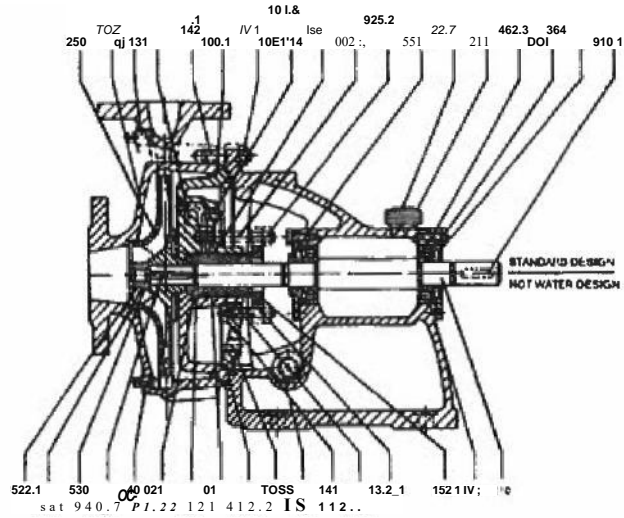
PUMP SPARES KSB ETA AND C AND D TYPE

1. Volute Casing
2. Suction Cover
3. Bearing Pedestal
4. Joint Ring
5. Shaft
6. Impeller –Cast and Iron Bronze
7. Shaft Protection Sleeve – Cast and Iron Bronze and Stainless Steel
8. Impeller Nut
9. Lock Washer
10. Thrower
11. Gasket
12. Stuffing Box Gland (FOLLOWER)
13. Deep Groove Ball Bearing
14. Bearing End Cover
15. Felt Ring
16. Gland Packing (BURGMANN OR CHESTERTON)
17. Wear Ring- Cast and Iron Bronze
18. Mechanical Seal
19. Impeller Key
20. Shaft Drive Nut
21. Protection Sleeve O-Ring

9. Sectional Drawings and Lists of Components

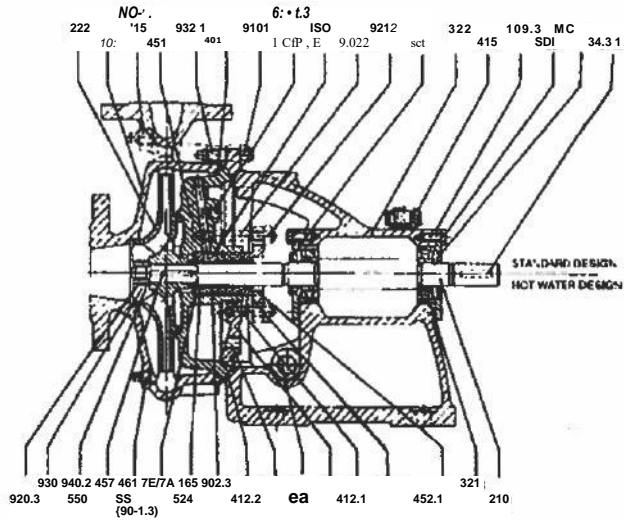
Pert No.	Part Designation
102	Volute casing
185	Cooling cover
183	F2ot
210	Shaft
230	Imedlar
321	Deep groove ball
330	Beadn9 bracket
332	Bearing pedestal
380	Bearing cover
400.1/2	Flat jacket
412.1/2	D-ring
451	Stuffinj box housing
452.1	Stuffing box gland
452.2	Stuffing box tilg
457	Throat ring
458	Split lantern ring
481	Stuffing box
502	Casing wear ring
507	Thrower
524	Shaft protecting
550	Washer
920.3	Hexagonal nut
930	SPAN washer
1 M	Pressure gauge
6 B	Draining
7 A	Cooling liquid outlet
7 E	Cooling liquid inlet
8 B	Leakao a drain
10 E	Surfing lioukl inlet
11 E	Flushing Multi inlet

Pump size	Shaft unit
40-200	25



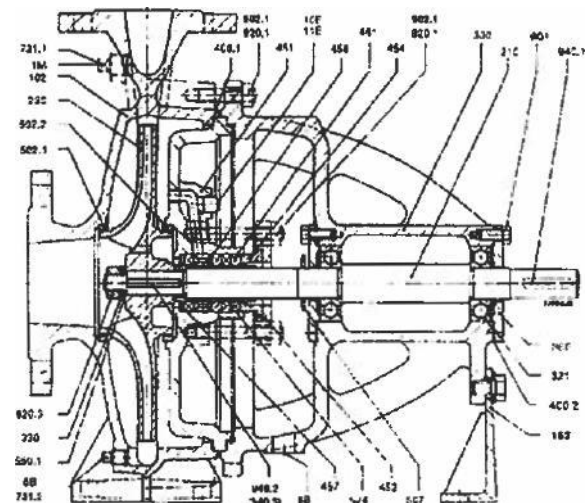
Impeller with back vanes for hydraulic balancing

Pump size	Shaft unit
40-250	25
50.200	25
50-250	25
65-200	25



Impeller with balance holes for hydraulic balancing

Pump size	Shaft unit
32-160	2.0
32-200	2.0
32-250	2.5
40-125	2.0
40-160	2.0
50-160	2.0
65-125	2.0
65-160	2.5
B0-160	2.5
100-160	3.5

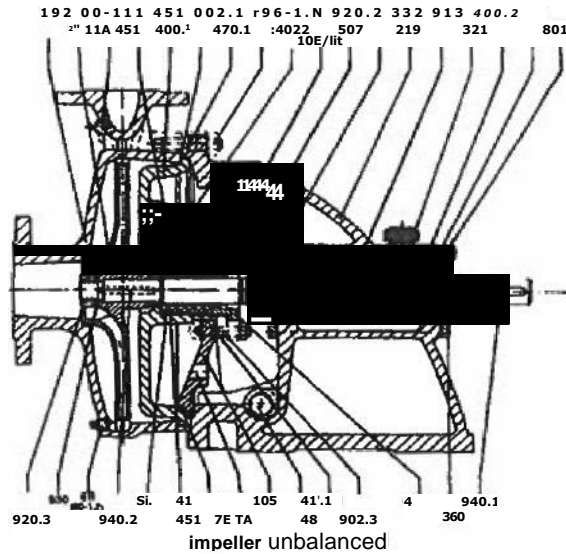


ETA pump with un-cooled (N) and cooled (HW) stuffing box

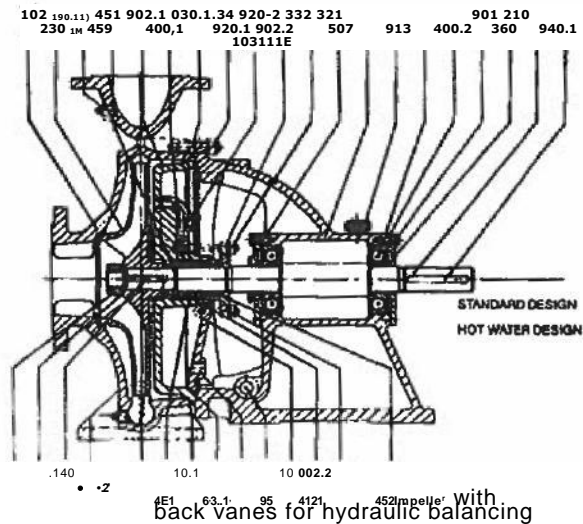
Part No.	Designation
102	Volute casing 1)
1a	Coorin _g cover
210	Shaft
230	Impeller
321	Impeller ball bearing
382	Impeller cover
360	Sealing cover
400.1/2	Flat lesion
412.11.2	O-ring
451	Stuffily box housing
452	Stuffing box grand
467	Neck ring
458	Sp8t lantern rtng
461	Stumng box packing
507	Thrower
624	Shaft protecting sleeve
550	Washer
901	Hex bolt
902	Stucl
913	Vent pluck
920.3	Hexagonal nut
930	Spring washer
940	Key
1 M	Pressure newt.,
8 8	Draining
7 A	Drainring flange outlet
7 5	Coolingquid Inlet
8 8	Leakage drain
10 E	tsallno kik' inlet
11 E	Flushintbauid inlet

1) Feet are integrally cast to the volute casing of sizes 80-400, 100-400, 125-315, 125-400, 150-200, 150-250, 150-315 and 150-400.

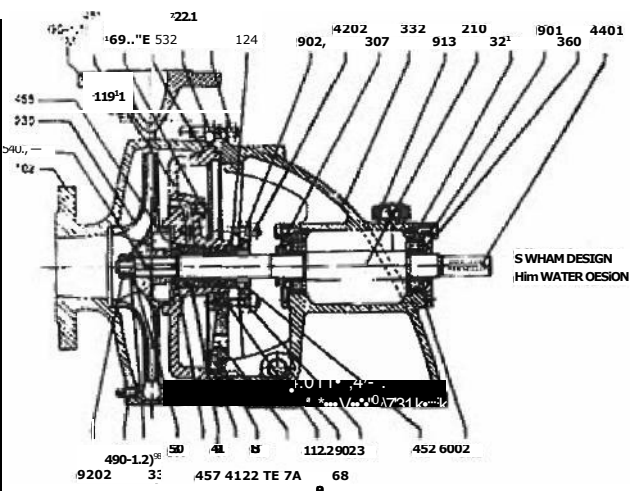
Pump size	Shaft unit
40-315	35
50-315	35
65-315	35



Pump size	Shaft unit
80-315	35
80-400	45
100-400	45
125-315	45
150-315	45



Pump size	Shaft unit
65-250	35
80-200	35
80-250	35
100-200	35
100-250	35
100-315	35
125-200	35
125-250	35
125-400	45
150-200	35
150-250	35
150-400	45

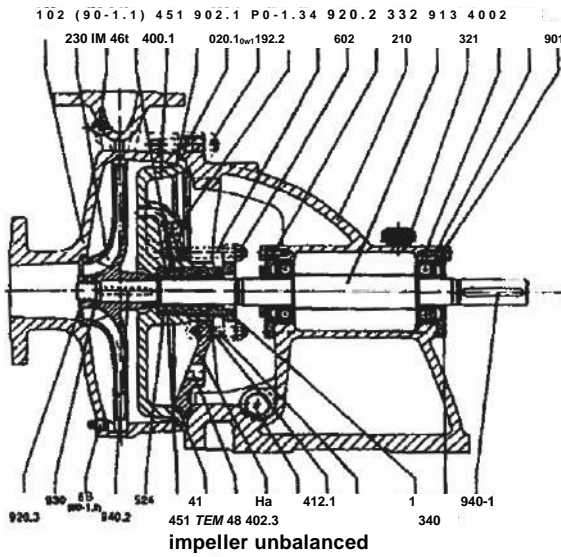


ETA pump with un-cooled (N) and cooled (HW) stuffing box

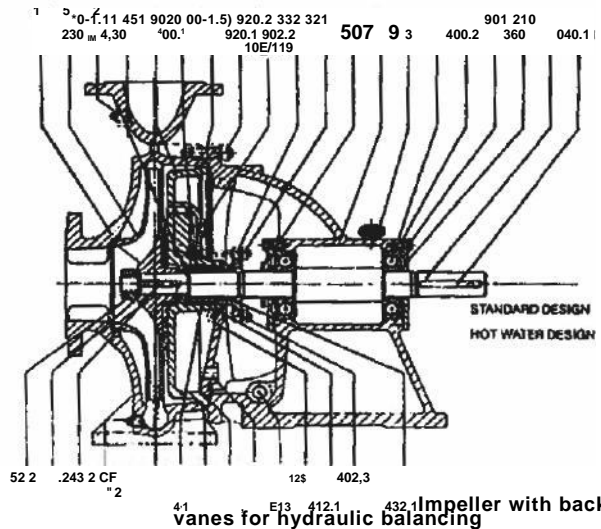
PartNo.	Designation
102	Volute casing 1)
185	Cooffrig cover
216	Shaft
230	Impeller
332	Oil limeys bell bearing
350	71a pedestal
360	Beating cover
412.1/2	Locket
451	Stuffing box housing
452	Stuffing box of and
457	Neck ring
458	6f lantern ring
481	6f box packing
507	Thrower
624.7	Shaft protecting sleeve
550	Washer
901	Max bolt
902	Stjisd
913	Vent plug
920.3	Hottragofflat
930	Swim washer
S40	k
1 M	Pressure C119140
86	!cling
7 A	liquid outlet
7 E	Cooling Dguki Inlet
8 B	Leakage drain
10 E	Siang Squid Inlet
11 E	Mishit* arid inlet

1) Feet are integrally cast to the volute casing of sizes 80-400, 100-400, 125-315, 125-400, 150-200, 150-250, 150-315 and 150-400.

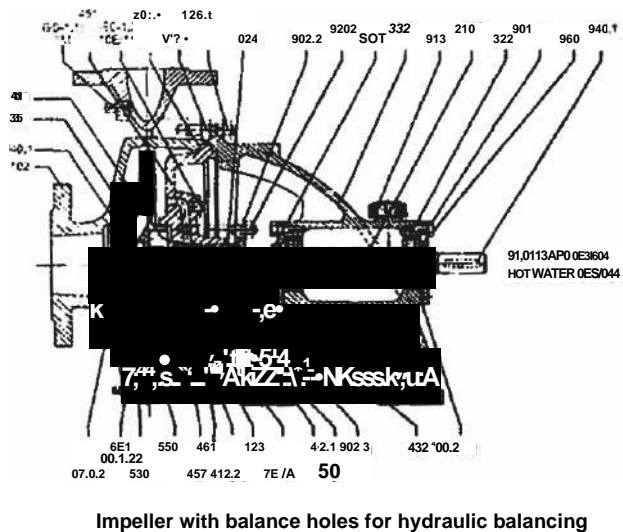
Pump size	Shaft unit
40-315	35
50-315	35
65-315	35



Pump size	Shaft unit
80-315	35
80-400	45
100-400	45
125-315	45
150-315	45

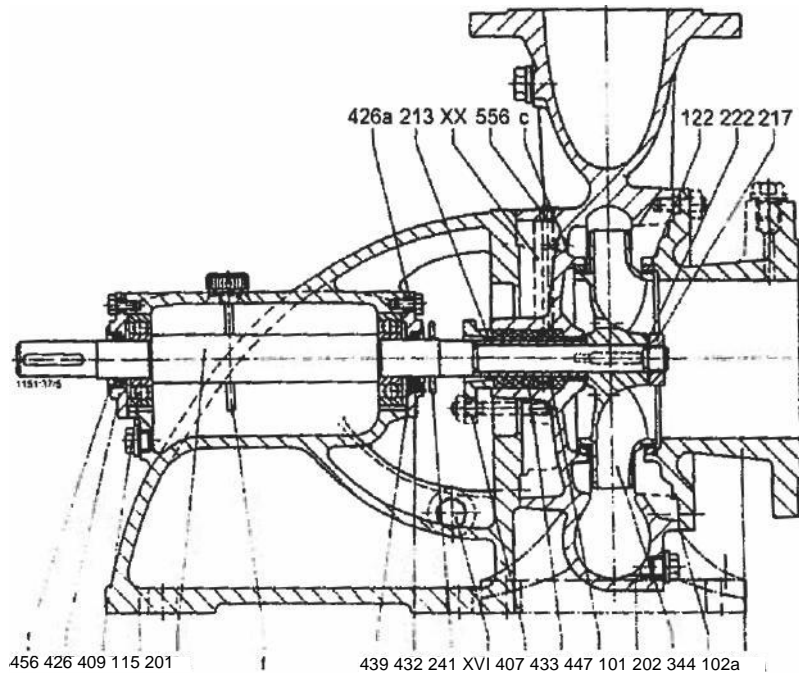


Pump size	Shaft unit
85-250	35
80-200	35
80-250	35
100-200	35
100-250	35
100-315	35
125-200	35
125-250	35
125-400	45
150-200	35
150-250	35
150-400	45

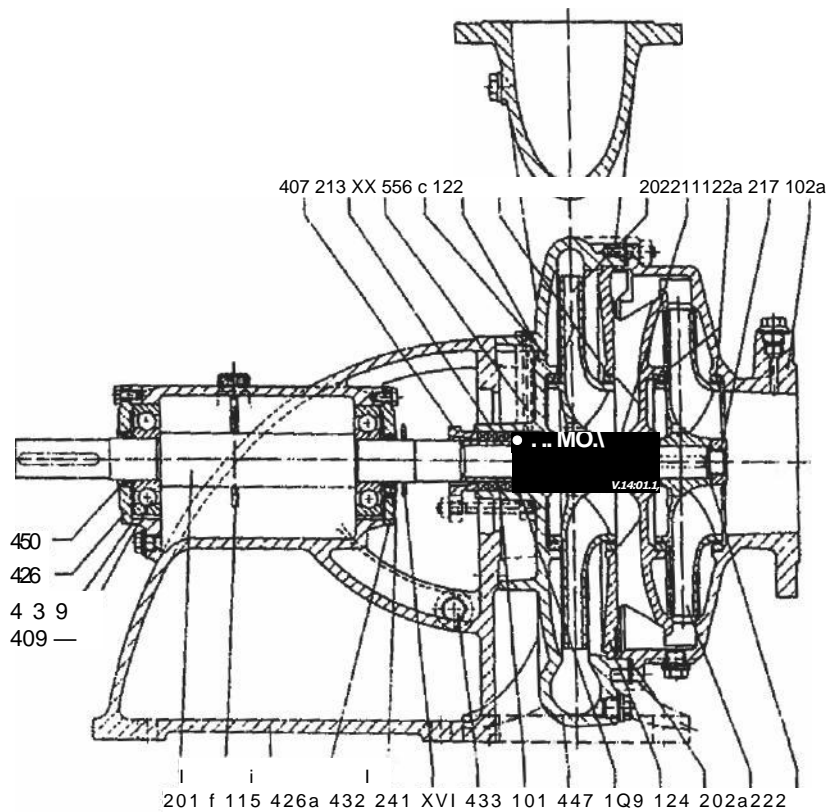


Part No.	Designation
0	Volute casing
102a	Suction cover
109	Diffuser
115	Bearingspedestal
122	Joint ring
122a	Joint ring
124	0 riiN
201	Shift
202	Impeller
202a	Impeller.1st stage
211	Spacer sleeve
213	Shall protecting sleeve
17	Impeller nut
22244	Lockwasher
445.5	Flat washer
30407	Stuffing box gland
474	Washer
475	Stationary seal ring
409	Deep groove ball bearing 412.3
412.4	Joint ring
412.4	Joint ring • 426
426	Bearing end cover
426a	Bearing end cove
433	Stuffing box packing
437	Gaske
435	Gasket
439	Gasket
441	Lantern runs
456	Felt ring cover
41	Cover
42	notating seat ring for casing
478	Right handed spring
500.k	Set ring
556	Threaded plug/Sealing liquid
IX	Cooling water / inlet
X	Cooling water / Outlet
XVI	Leakage di ain
XX	Sealing liquid / Inlet
f	Oil dipstick
	Sealing liquid channel

-t



ETA with uncoated soft-packed stuffing box, construction N

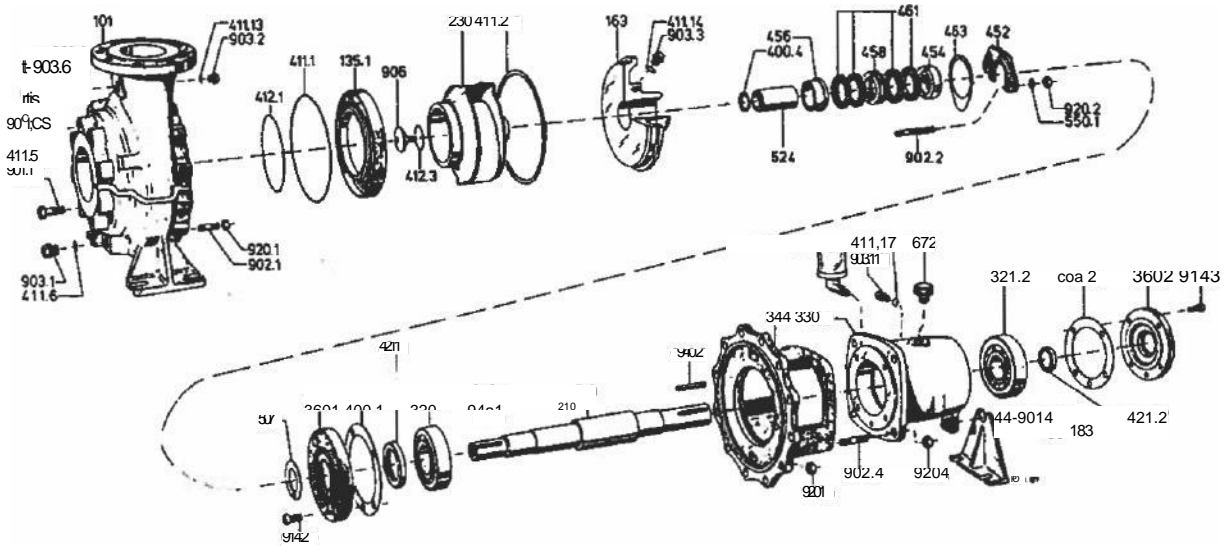


ETA, two-stage, with uncooled soft-packed stuffing box, construction N, sizes 100-50/2 and 125/50-2

PUMP SPARES KSB NON CLOGGING CENTRIFUGAL KWP TYPE

1. Pump Housing
2. Wear Plate Suction End
3. Discharge Cover
4. Support Foot
5. Shaft
6. Impeller
7. Anti-Friction Bearing
8. Radial Bearing
9. Bearing Bracket
10. Bearing Bracket Lantern
11. Bearing Bracket Pump End
12. Bearing Bracket Motor End
13. Radial Shaft Seal Rings
14. Stuffing Box Gland
15. Stuffing Box Ring Split
16. Throat Bush
17. Lantern Ring Split
18. Gland Packing (BURGMANN OR CHESTERTON)
19. Thrower
20. Shaft Protection Sleeve
21. Flat Gasket
22. Impeller Key
23. Impeller Nut and Lock Washer
24. Protection Sleeve O-Ring
25. Shaft Drive Key
26. Mechanical Seal

4.5. Exploded View and List of Components



When ordering spare parts always please specify the pump type (stamped on the rating plate and on the discharge flange), year of manufacture, quantity required, item designation, material of construction, nature of fluid pumped, cross-sectional drawing number, and mode of despatch.

Part No.	Designation	Extent of Supply
101	Pump housing	threaded plug 903.1/2/6 with Joint rings 411.6/13/15, studs 902.1 with hex, nuts 920.1 • Joint ring 411.2, hex. head bolt 901.1
135.1	Wear plate, suction end	hex. head bolt 901.3 with joint ring 411.5, joint ring 411.1, O-ring 412.1
163	Discharge cover	studs 902.2 with hex. nuts 920.2 and discs 550.1, threaded plug 903.3 with joint ring 411.14, drip plate 463
183	Support foot	hex. head bolt 901.4
210	Shaft	keys 940.1 and 940.2, impeller screw 906, with O-ring 412.3
230	Impeller	flat gasket 400.4
320	Antifriction bearing	
321.2	Radial ball bearing	
330	Bearing bracket	vent plug 672, oil drain plug 903.11 with joint ring 411.17. constant level oiler 638, gasket 400.1 and 400.2
330	Bearing bracket, complete	same as above, with hexagon socket cap screws 914.2 and 914.3, bearing cover 360.1 and 360.2, radial shaft seal rings 421.1 and 421.2, support foot 183 with hex. head bolt 901.4
344	Bearing bracket lantern	studs 902.4 with hex. nuts 920.4, forcing screws 908.1
380.1	Bearing bracket, pump end	flat gasket 400.1, hexagon socket cap screw 914.2
380.2	Bearing bracket, motor end	flat gasket 400.2, hexagon socket cap screw 914.3, flat gasket 400.4
421.1/2	Radial shaft seal rings	not shown in drawing
452 454	Stuffing box gland	
456 458	Stuffing box ring, split	
481 507	Throat bush	
524	Lantern ring, split	
	Packing ring	
	Thrower	
	Shaft protecting sleeve	

GENERAL REQUIREMENTS

1. Bidders must provide all the information requested in the Terms of Reference and Instruction to Bidders.
2. AW reserves the right to procure its requirement elsewhere outside the contract should the services be urgently required and not immediately available or in emergency cases.

SPECIAL CONDITIONS OF BID

The service provider must meet the following

- Service provider must be the Authorised service partner with KSB and verifications will be conducted as part of evaluations

Failure to comply with the above Special Condition of Bid will result in the bid being disqualified.

2. SCOPE OF WORK

The appointed supplier will be required to perform the following functions for AW

Supply and Deliver of New Pumps

KSB PUMPS

Plant/Station	No of pumps at plant	Pump make	Pump type	Pump size
NAHOON WTW				
Old Plant Hi Lift Pumps	2	KSB	Multi Stage	WKLN80\4
LAING WTW				
Hi Lift Pumps	3	KSB	Multi Stage	WKLN 200\5
Hi Lift Pumps	2	KSB	Multi Stage	WKLN 150\5
Backwash	3	KSB	Centrifugal	KSB ETA 200\230
Ndevana Booster pump station	2	KSB	Multi Stage	WKLN 150\5
Zwelitsha Booster pump station	2	KSB	Multi Stage	ETA 250\50
Da Gama Booster pump station	3	KSB	Multi Stage	
Makalaka Booster pump station	2	KSB	Multi Stage	WKLN 50\6
Makalaka pump Village station	2	KSB	Multi Stage	WKLN 40\4
Balasi pump station	2	KSB	Multi Stage	WKLN 50\6
PEDDIE WTW				
Hi Lift Pumps	2	KSB	Multi Stage	WKLN 150\3
Glenmore Raw Water	2	KSB	Multi Stage	WKLN 125\2
SANDILE WTW				
Backwash	2	KSB	Centrifugal	KSB ETA
MASINCEDANE WTW				
Gxulu pump station	2	KSB	Multi Stage	WKLN65/4
BINFIELD WTW				
Hi Lift Pumps	2	KSB	Multi Stage	WKLN 150/4
Backwash	2	KSB	Centrifugal	KSB ETA
DEBE WTW				
Hi Lift Pumps pump station No1	2	KSB	Multi Stage	WKLN 100/4
Hi Lift Pumps pump station No2 Eastern leg	2	KSB	Multi Stage	WKLN 80/5
Hi Lift Pumps pump station No2 Western leg	2	KSB	Multi Stage	WKLN 80/5
Hi Lift Pumps pump station No3	2	KSB	Multi Stage	WKLN 50/2
Backwash pumps	3	KSB	Centrifugal	KSB ETA
Filter pumps	3	KSB	Centrifugal	KSB ETA
ALBANY COAST WTW				
Diaz cross pump station	2	KSB	Multi Stage	WKLN80/2

SECTION B

RETURNABLE DOCUMENTS

THE FOLLOWING DOCUMENTS MUST BE COMPLETED IN FULL AND SUBMITTED WITH THIS BID:

- SBD 4: DECLARATION OF INTEREST**
- SBD 6.1: PREFERENCE POINTS CLAIM FORM IN TERMS OF THE PREFERENTIAL
PROCUREMENT REGULATIONS 2017**
- SBD 8: DECLARATION OF BIDDER'S PAST SCM PRACTICES**
- SBD 9: CERTIFICATE OF INDEPENDENT BID DETERMINATION**

THE FOLLOWING DOCUMENTS MUST BE SUBMITTED WITH THIS BID:

- FORM A: AUTHORITY TO SIGN**
- FORM B: SCHEDULE OF PREVIOUS SIMILAR CONTRACTS SATISFACTORILY CARRIED OUT BY
THE TENDERER**
- B-BBEE VERIFICATION CERTIFICATE**
- JOINT VENTURE AGREEMENT (IF APPLICABLE)**

FORM A: AUTHORITY TO SIGN DOCUMENTS

The person listed below are duly authorised/ delegated to sign all documents in connection with the tender offer and any contract resulting from it on our behalf by virtue of the Articles of Association/Resolution of the Board of Directors*, of which a certified copy is attached.

Details of authorised/ delegated person

NAME

SIGNATURE

DATE

WITNESSES:

1.

NAME

SIGNATURE

DATE

2.

NAME

SIGNATURE

DATE

FORM B: SCHEDULE OF PREVIOUS RELATED CONTRACTS SATISFACTORILY CARRIED OUT BY THE TENDERER

Suppliers should very briefly describe their experience in this regard by completing the schedule below by providing details of at **least three comparable contracts** within the last 5 years relating to the Supply of Spares, Replace a pump with a new Pump, Repairs and Maintenance on as and when required basis for a period of three (3) years as set out below:

- All the required information requested below should be provided and a **general listing of contracts completed will not suffice.**

Comparable supply contracts of the entity within the last 5 years	Short Description	Contract Value (incl. VAT)	Dates (Commencement; Completion)	Client and contactable reference (include phone no.)

SIGNED ON BEHALF OF TENDERER:

DECLARATION OF INTEREST

1. Any legal person, including persons employed by the state¹, or persons having a kinship with persons employed by the state, including a blood relationship, may make an offer or offers in terms of this invitation to bid (includes a price quotation, advertised competitive bid, limited bid or proposal). In view of possible allegations of favouritism, should the resulting bid, or part thereof, be awarded to persons employed by the state, or to persons connected with or related to them, it is required that the bidder or his/her authorised representative declare his/her position in relation to the evaluating/adjudicating authority where-

- the bidder is employed by the state; and/or
- the legal person on whose behalf the bidding document is signed, has a relationship with persons/a person who are/is involved in the evaluation and or adjudication of the bid(s), or where it is known that such a relationship exists between the person or persons for or on whose behalf the declarant acts and persons who are involved with the evaluation and or adjudication of the bid.

2. **In order to give effect to the above, the following questionnaire must be completed and submitted with the bid.**

2.1 Full Name of bidder or his or her representative:

2.2 Identity Number:

2.3 Position occupied in the Company (director, trustee, shareholder²):

2.4 Company Registration Number:

2.5 Tax Reference Number:

2.6 VAT Registration Number:

2.6.1 The names of all directors / trustees / shareholders / members, their individual identity numbers, tax reference numbers and, if applicable, employee / persal numbers must be indicated in paragraph 3 below.

¹" State" means –

- (a) any national or provincial department, national or provincial public entity or constitutional institution within the meaning of the Public Finance Management Act, 1999 (Act No. 1 of 1999);
- (b) any municipality or municipal entity;
- (c) provincial legislature;
- (d) national Assembly or the national Council of provinces; or
- (e) Parliament.

²"Shareholder" means a person who owns shares in the company and is actively involved in the management of the enterprise or business and exercises control over the enterprise.

2.7 Are you or any person connected with the bidder presently employed by the state? **YES / NO**

2.7.1 If so, furnish the following particulars:

Name of person / director / trustee / shareholder/ member:

Name of state institution at which you or the person connected to the bidder is employed:

Position occupied in the state institution:

Any other particulars:

.....
.....
.....

2.7.2 If you are presently employed by the state, did you obtain the appropriate authority to undertake remunerative work outside employment in the public sector? **YES / NO**

2.7.2.1 If yes, did you attached proof of such authority to the bid document? **YES / NO**

(Note: Failure to submit proof of such authority, where applicable, may result in the disqualification of the bid.

2.7.2.2 If no, furnish reasons for non-submission of such proof:
.....
.....
.....

2.8 Did you or your spouse, or any of the company's directors / trustees / shareholders / members or their spouses conduct business with the state in the previous twelve months? **YES / NO**

2.8.1 If so, furnish particulars:
.....
.....
.....

2.9 Do you, or any person connected with the bidder, have any relationship (family, friend, other) with a person employed by the state and who may be involved with the evaluation and or adjudication of this bid? **YES / NO**

2.9.1 If so, furnish particulars.
.....
.....
.....

2.10 Are you, or any person connected with the bidder, aware of any relationship (family, friend, other) between any other bidder and any person employed by the state who may be involved with the evaluation and or adjudication of this bid? **YES/NO**

2.10.1 If so, furnish particulars.
.....
.....
.....

2.11 Do you or any of the directors / trustees / shareholders / members of the company have any interest in any other related companies whether or not they are bidding for this contract? **YES/NO**

2.11.1 If so, furnish particulars:
.....
.....
.....

SBD 6.1

PREFERENCE POINTS CLAIM FORM IN TERMS OF THE PREFERENTIAL PROCUREMENT REGULATIONS 2017

This preference form must form part of all bids invited. It contains general information and serves as a claim form for preference points for Broad-Based Black Economic Empowerment (B-BBEE) Status Level of Contribution

NB: BEFORE COMPLETING THIS FORM, BIDDERS MUST STUDY THE GENERAL CONDITIONS, DEFINITIONS AND DIRECTIVES APPLICABLE IN RESPECT OF B-BBEE, AS PRESCRIBED IN THE PREFERENTIAL PROCUREMENT REGULATIONS, 2017.

1. GENERAL CONDITIONS

1.1 The following preference point systems are applicable to all bids:

- the 80/20 system for requirements with a Rand value of up to R50 000 000 (all applicable taxes included); and
- the 90/10 system for requirements with a Rand value above R50 000 000 (all applicable taxes included).

1.2 a) The value of this bid is estimated to be below R50 000 000 (all applicable taxes included) and therefore the**80/20**..... preference point system shall be applicable; or

b) Either the 80/20 or 90/10 preference point system will be applicable to this tender (*delete whichever is not applicable for this tender*).

1.3 Points for this bid shall be awarded for:

- (a) Price; and
- (b) B-BBEE Status Level of Contributor.

1.4 The maximum points for this bid are allocated as follows:

	POINTS
PRICE	80
B-BBEE STATUS LEVEL OF CONTRIBUTOR	20
Total points for Price and B-BBEE must not exceed	100

1.5 Failure on the part of a bidder to submit proof of B-BBEE Status level of contributor together with the bid, will be interpreted to mean that preference points for B-BBEE status level of contribution are not claimed.

1.6 The purchaser reserves the right to require of a bidder, either before a bid is adjudicated or at any time subsequently, to substantiate any claim in regard to preferences, in any manner required by the purchaser.

2. DEFINITIONS

- (a) “**B-BBEE**” means broad-based black economic empowerment as defined in section 1 of the Broad-Based Black Economic Empowerment Act;
- (b) “**B-BBEE status level of contributor**” means the B-BBEE status of an entity in terms of a code of good practice on black economic empowerment, issued in terms of section 9(1) of the Broad-Based Black Economic Empowerment Act;
- (c) “**bid**” means a written offer in a prescribed or stipulated form in response to an invitation by an

5	4	8
6	3	6
7	2	4
8	1	2
Non-compliant contributor	0	0

5. BID DECLARATION

5.1 Bidders who claim points in respect of B-BBEE Status Level of Contribution must complete the following:

6. B-BBEE STATUS LEVEL OF CONTRIBUTOR CLAIMED IN TERMS OF PARAGRAPHS 1.4 AND 4.1

6.1 B-BBEE Status Level of Contributor: = (maximum of 10 or 20 points)
 (Points claimed in respect of paragraph 7.1 must be in accordance with the table reflected in paragraph 4.1 and must be substantiated by relevant proof of B-BBEE status level of contributor.)

7. SUB-CONTRACTING

7.1 Will any portion of the contract be sub-contracted?

(Tick applicable box)

YES	<input type="checkbox"/>	NO	<input type="checkbox"/>
-----	--------------------------	----	--------------------------

7.1.1 If yes, indicate:

- i) What percentage of the contract will be subcontracted.....%
- ii) The name of the sub-contractor.....
- iii) The B-BBEE status level of the sub-contractor.....
- iv) Whether the sub-contractor is an EME or QSE

(Tick applicable box)

YES	<input type="checkbox"/>	NO	<input type="checkbox"/>
-----	--------------------------	----	--------------------------

v) Specify, by ticking the appropriate box, if subcontracting with an enterprise in terms of Preferential Procurement Regulations,2017:

Designated Group: An EME or QSE which is at last 51% owned by:	EME √	QSE √
Black people		
Black people who are youth		
Black people who are women		
Black people with disabilities		
Black people living in rural or underdeveloped areas or townships		
Cooperative owned by black people		
Black people who are military veterans		
OR		
Any EME		
Any QSE		

8. DECLARATION WITH REGARD TO COMPANY/FIRM

8.1 Name of company/firm:

8.2 VAT registration number:

8.3 Company registration number:

8.4 TYPE OF COMPANY/ FIRM

- Partnership/Joint Venture / Consortium
- One person business/sole propriety
- Close corporation
- Company
- (Pty) Limited

[TICK APPLICABLE BOX]

8.5 DESCRIBE PRINCIPAL BUSINESS ACTIVITIES

.....

.....

.....

.....

8.6 COMPANY CLASSIFICATION

- Manufacturer
- Supplier
- Professional service provider
- Other service providers, e.g. transporter, etc.

[TICK APPLICABLE BOX]

8.7 Total number of years the company/firm has been in business:

8.8 I/we, the undersigned, who is / are duly authorised to do so on behalf of the company/firm, certify that the points claimed, based on the B-BBE status level of contributor indicated in paragraphs 1.4 and 6.1 of the foregoing certificate, qualifies the company/ firm for the preference(s) shown and I / we acknowledge that:

- i) The information furnished is true and correct;
- ii) The preference points claimed are in accordance with the General Conditions as indicated in paragraph 1 of this form;
- iii) In the event of a contract being awarded as a result of points claimed as shown in paragraphs 1.4 and 6.1, the contractor may be required to furnish documentary proof to the satisfaction of the purchaser that the claims are correct;
- iv) If the B-BBEE status level of contributor has been claimed or obtained on a fraudulent basis or any of the conditions of contract have not been fulfilled, the purchaser may, in addition to any other remedy it may have –
 - (a) disqualify the person from the bidding process;
 - (b) recover costs, losses or damages it has incurred or suffered as a result of that person's conduct;

- (c) cancel the contract and claim any damages which it has suffered as a result of having to make less favourable arrangements due to such cancellation;
- (d) recommend that the bidder or contractor, its shareholders and directors, or only the shareholders and directors who acted on a fraudulent basis, be restricted by the National Treasury from obtaining business from any organ of state for a period not exceeding 10 years, after the *audi alteram partem* (hear the other side) rule has been applied; and
- (e) forward the matter for criminal prosecution.

WITNESSES

- 1.
- 2.

.....
SIGNATURE(S) OF BIDDERS(S)
DATE:
.....
ADDRESS
.....

DECLARATION OF BIDDER'S PAST SUPPLY CHAIN MANAGEMENT PRACTICES

- 1 This Standard Bidding Document must form part of all bids invited.
- 2 It serves as a declaration to be used by institutions in ensuring that when goods and services are being procured, all reasonable steps are taken to combat the abuse of the supply chain management system.
- 3 The bid of any bidder may be disregarded if that bidder, or any of its directors have-
 - a. abused the institution's supply chain management system;
 - b. committed fraud or any other improper conduct in relation to such system; or
 - c. failed to perform on any previous contract.
- 4 **In order to give effect to the above, the following questionnaire must be completed and submitted with the bid.**

Item	Question	Yes	No
4.1	Is the bidder or any of its directors listed on the National Treasury's database as companies or persons prohibited from doing business with the public sector? (Companies or persons who are listed on this database were informed in writing of this restriction by the National Treasury after the <i>audi alteram partem</i> rule was applied).	Yes <input type="checkbox"/>	No <input type="checkbox"/>
4.1.1	If so, furnish particulars:		
4.2	Is the bidder or any of its directors listed on the Register for Tender Defaulters in terms of section 29 of the Prevention and Combating of Corrupt Activities Act (No 12 of 2004)? To access this Register enter the National Treasury's website, www.treasury.gov.za, click on the icon "Register for Tender Defaulters" or submit your written request for a hard copy of the Register to facsimile number (012) 3265445.	Yes <input type="checkbox"/>	No <input type="checkbox"/>
4.2.1	If so, furnish particulars:		
4.3	Was the bidder or any of its directors convicted by a court of law (including a court outside of the Republic of South Africa) for fraud or corruption during the past five years?	Yes <input type="checkbox"/>	No <input type="checkbox"/>
4.3.1	If so, furnish particulars:		
4.4	Was any contract between the bidder and any organ of state terminated during the past five years on account of failure to perform on or comply with the contract?	Yes <input type="checkbox"/>	No <input type="checkbox"/>
4.4.1	If so, furnish particulars:		

CERTIFICATION

I, THE UNDERSIGNED (FULL NAME)
CERTIFY THAT THE INFORMATION FURNISHED ON THIS DECLARATION FORM IS TRUE
AND CORRECT.

I ACCEPT THAT, IN ADDITION TO CANCELLATION OF A CONTRACT, ACTION MAY BE
TAKEN AGAINST ME SHOULD THIS DECLARATION PROVE TO BE FALSE.

.....
Signature

.....
Date

.....
Position

.....
Name of Bidder

CERTIFICATE OF INDEPENDENT BID DETERMINATION

- 1 This Standard Bidding Document (SBD) must form part of all bids¹ invited.
- 2 Section 4 (1) (b) (iii) of the Competition Act No. 89 of 1998, as amended, prohibits an agreement between, or concerted practice by, firms, or a decision by an association of firms, if it is between parties in a horizontal relationship and if it involves collusive bidding (or bid rigging)² Collusive bidding is a *pe se* prohibition meaning that it cannot be justified under any grounds.
- 3 Treasury Regulation 16A9 prescribes that accounting officers and accounting authorities must take all reasonable steps to prevent abuse of the supply chain management system and authorizes accounting officers and accounting authorities to:
 - a. disregard the bid of any bidder if that bidder, or any of its directors have abused the institution's supply chain management system and or committed fraud or any other improper conduct in relation to such system.
 - b. cancel a contract awarded to a supplier of goods and services if the supplier committed any corrupt or fraudulent act during the bidding process or the execution of that contract.
- 4 This SBD serves as a certificate of declaration that would be used by institutions to ensure that, when bids are considered, reasonable steps are taken to prevent any form of bid-rigging.
- 5 In order to give effect to the above, the attached Certificate of Bid Determination (SBD 9) must be completed and submitted with the bid:

¹ Includes price quotations, advertised competitive bids, limited bids and proposals.

² Bid rigging (or collusive bidding) occurs when businesses, that would otherwise be expected to compete, secretly conspire to raise prices or lower the quality of goods and / or services for purchasers who wish to acquire goods and / or services through a bidding process. Bid rigging is, therefore, an agreement between competitors not to compete.

CERTIFICATE OF INDEPENDENT BID DETERMINATION

I, the undersigned, in submitting the accompanying bid:

(Bid Number and Description)

in response to the invitation for the bid made by:

(Name of Institution)

do hereby make the following statements that I certify to be true and complete in every respect:

I certify, on behalf of: _____ that:

(Name of Bidder)

1. I have read and I understand the contents of this Certificate;
2. I understand that the accompanying bid will be disqualified if this Certificate is found not to be true and complete in every respect;
3. I am authorized by the bidder to sign this Certificate, and to submit the accompanying bid, on behalf of the bidder;
4. Each person whose signature appears on the accompanying bid has been authorized by the bidder to determine the terms of, and to sign the bid, on behalf of the bidder;
5. For the purposes of this Certificate and the accompanying bid, I understand that the word "competitor" shall include any individual or organization, other than the bidder, whether or not affiliated with the bidder, who:
 - (a) has been requested to submit a bid in response to this bid invitation;
 - (b) could potentially submit a bid in response to this bid invitation, based on their qualifications, abilities or experience; and
 - (c) provides the same goods and services as the bidder and/or is in the same line of business as the bidder
6. The bidder has arrived at the accompanying bid independently from, and without consultation, communication, agreement or arrangement with any competitor. However communication between partners in a joint venture or consortium³ will not be construed as collusive bidding.
7. In particular, without limiting the generality of paragraphs 6 above, there has been no consultation, communication, agreement or arrangement with any competitor regarding:
 - (a) prices;
 - (b) geographical area where product or service will be rendered (market allocation)
 - (c) methods, factors or formulas used to calculate prices;
 - (d) the intention or decision to submit or not to submit, a bid;
 - (e) the submission of a bid which does not meet the specifications and conditions of the bid; or
 - (f) bidding with the intention not to win the bid.

8. In addition, there have been no consultations, communications, agreements or arrangements with any competitor regarding the quality, quantity, specifications and conditions or delivery particulars of the products or services to which this bid invitation relates.
9. The terms of the accompanying bid have not been, and will not be, disclosed by the bidder, directly or indirectly, to any competitor, prior to the date and time of the official bid opening or of the awarding of the contract.

³ **Joint venture or Consortium means an association of persons for the purpose of combining their expertise, property, capital, efforts, skill and knowledge in an activity for the execution of a contract.**

10. I am aware that, in addition and without prejudice to any other remedy provided to combat any restrictive practices related to bids and contracts, bids that are suspicious will be reported to the Competition Commission for investigation and possible imposition of administrative penalties in terms of section 59 of the Competition Act No 89 of 1998 and or may be reported to the National Prosecuting Authority (NPA) for criminal investigation and or may be restricted from conducting business with the public sector for a period not exceeding ten (10) years in terms of the Prevention and Combating of Corrupt Activities Act No 12 of 2004 or any other applicable legislation.

.....
Signature

.....
Date

.....
Position

.....
Name of Bidder

SECTION C:

**PRICING INSTRUCTIONS, PRICING
SCHEDULE AND CONTRACT**

PRICE INSTRUCTIONS AND ESCALATION

The following pricing schedules must be completed in full:

SBD 3.1: Pricing Schedule: Firm prices

SBD 3.2: Pricing Schedule: Non- firm prices

NB: If there are any unconditional discount offers, kindly attach a schedule that will indicate where those discounts are applied from.

Failure to fully complete the pricing instructions will invalidate your bid. All line items should be completed.

No claim in respect of any price escalation will be considered by the Amatola Water unless it is specifically stated in the Pricing Annexure that the Bid is subject to price escalation. When escalation is claimed for during the contract period, proof of such escalation must be furnished and the calculation itself must be submitted to corroborate such proof. Escalation will only be calculated on the official index figures supplied by the Department of Statistics or the Price Controller, which ever may be applicable. All orders placed will be based on the current Bid prices. It is the responsibility of the Bidder to inform Amatola Water of any escalation prior to implementation of the escalated price. Failure to do so will negate any such claims.

VALUE ADDED TAX

In calculating the cost of the supply and delivery of services and / or material, the supplier will issue a "Tax Invoice" for all services rendered and / or materials supplied, which will reflect the exclusive cost of such services, goods or materials with the relevant Value Added Tax being added to the total.

VAT must be included in the Bid price, but must be shown separately.

Non-Vat vendors must not include VAT in the bid price.

**PRICING SCHEDULE – FIRM PRICES
(PURCHASES)**

NOTE: PRICE ADJUSTMENTS WILL BE ALLOWED AT THE PERIODS AND TIMES SPECIFIED IN THE BIDDING DOCUMENTS.

IN CASES WHERE DIFFERENT DELIVERY POINTS INFLUENCE THE PRICING, A SEPARATE PRICING SCHEDULE MUST BE SUBMITTED FOR EACH DELIVERY POINT

PRESCRIBED PRICING SCHEDULE

Item Description(Rates Based Tender)	Quantity	Unit Price (Excl. Vat)	Total Price (Excl. Vat)
1. Nahoon WTW:High Lift Pump	1		
2. Laing WTW			
• High Lift Pump	1		
• High Lift Pump	1		
• Back Wash	1		
3.Ndevane Booster Pump Station	1		
4.Zwelitsha Booster Pump Station	1		
5.Da Gama Booster Pump Station	1		
6.Mlakalaka Booster Pump Station	1		
7.Mlakalaka Pump Village Station	1		
8.Balasi Pump Station	1		
9.Peddie Pump Station: High Lift Pump	1		
10.Glenmore Raw Water	1		
11.Sandile :Back wash	1		
12.Gxulu Pump Station			
13.BINFIELD WTW			
• High Lift Pump	1		
• Back wash	1		
DEBE WTW			
• High Lift Pumps Pump Station No1	1		
• High Lift Pumps Pump Station No2 Eastern Leg	1		
• High Lift Pumps Pump Station No2 Western Leg	1		
• High Lift Pumps Pump Station No3	1		
• Backwash Pump	1		
• Filter Pumps	1		
14.Diaz cross Pump Station	1		
15.Repairs and Maintenance Labour Rates	1		

	Sub Total		
	VAT		
	Total		

Item Description(Rates Based Tender)	Quantity	Unit Price (Excl. Vat)	Total Price (Excl. Vat)
PUMP SPARES KSB WKLN RANGE FROM WKLN 32 TO WKLN 150			
1.Suction Casing	1		
2.Discharge Casing	1		
3.Stage Casing	1		
4.Diffusser-Cast Iron and Bronze	1		
5.Last Stage Diffuser-Cast Iron and Bronze	1		
6.Shaft	1		
7.Impeller-Cast Iron and Bronze	1		
8.Angular Contact Bearing	1		
9.Cylindrical Contact Bearing	1		
10.Bearing Housing Non Drive END(NDE)	1		
11.Bearing Housing Drive End(DE)	1		
12.Bearing End Cover DE	1		
13.Bearing End Cover NDE	1		
14.Shaft O-Ring(Between Spacer and Protection Sleeve)	1		
15.Mechanical Seals	1		
16.Gland Cover(Follower)	1		
17.Lntern Ring	1		
18.Casing Wear Ring	1		
19.Spacer Ring	1		
20.Thrower	1		
21.Stage Sleeve-Cast Iron and Bronze	1		
22.Shaft Protection Sleeve-Cast Iron and Bronze and Stainless Steel	1		
23.Spacer Sleeve-Cast Iron and Bronze and Stainless Steel	1		
24.Shaft Protection Sleeve-Cast Iron and Bronze and Stainless Steel	1		
25.Stud-Gland Cover	1		
26.Stud-Bearing Housing	1		
27.Tie Bolt	1		
28.Tie Bolt Nut	1		
29.Tie Bolt Disc	1		
30.Circlips	1		
31.Shaft Keys	1		

32.Stage 0 Ring	1		
33.Shaft Nut	1		
34.Gland Packing(BURGMAN OR CHESTERTON)	1		
PUMP SPARES KSB WKLN 200/5-SER NO:30618-431/YR10-1990 H-225m3/h/KW-374/RPM-1480/IMP DIA-395mm-Laing Dam			
35.Suction Casing	1		
36.Discharge Casing	1		
37.Stage Casing	1		
38.Diffusser-Cast Iron and Bronze	1		
39.Last Stage Diffuser-Cast Iron and Bronze	1		
40.Shaft	1		
41.Impeller-Cast Iron and Bronze	1		
42.Non Driver End Bearing Set-NDE(WHITE METAL)	1		
43.Drive End Bearing Set-DE(WHITE METAL)	1		
44.Bearing Cover -DE	1		
45.Bearing Cover -NDE	1		
46.Bearing Housing	1		
47.Staffing Box Housing	1		
48.Complete 0 Ring Set	1		
49.Casing Wear Ring	1		
50.Staffing Box Gland Cover(Follower)	1		
51.Casing Wear Ring-Cast Iron and Bronze	1		
52.Thrower	1		
53.Stage Sleeve	1		
54.Shaft Protection Sleeve DE –Cast Iron and Bronze	1		
55.Shaft Protection Sleeve NDE-Cast Iron and Bronze	1		
56.Spacer Sleeve Suction-Cast Iron and Bronze	1		
57.Spacer Sleeve Discharge-Cast Iron and Bronze	1		
58.Stage Bush(Diffuser)Iron and Bronze and Stainless Steel	1		
59.Balance Disc	1		
60.Balance Disc Seat	1		
61.Wear Indicator	1		
62.Wear Indicator Sleeve	1		
63.Stud(GLAND COVER)	1		
64.Stud Bearing Housing	1		
65.Tie Bolt	1		
66.Tie Bolt Nut	1		
67.Tie Bolt Disc	1		
68.Constant Level Oiler	1		

69.Gland Packing(BURGMAN OR CHESTERON)	1		
70.Complete Gasket Set	1		
71.Throthle Bush-Cast Iron and Bronze	1		
72.Complete Set Parallel Keys	1		
PUMP SPARES KSB ETA NORM			
73.Volute Casing	1		
74.Casing Cover	1		
75.Support Foot	1		
76.Shaft	1		
77.Impeller-Cast Iron and Bronze	1		
78.Deep Groove Ball Bearing	1		
78.Boarline Bracket	1		
79.Bearing Cover	1		
80.Gasket	1		
81.10INT Ring	1		
82.Axial Seal Ring	1		
83.Mechanical Seal	1		
84.Disc	1		
85.Lock Washer	1		
86.Cover Plate	1		
87.Stud	1		
88.Circlip	1		
89.Impellor Key	1		
90.Drive Key Shaft	1		
91.Gland Follower	1		
92.Stuffing Box Ring	1		
93.Lantern Ring	1		
94.Gland Packing(BURGMAN OR CHESTERTON)	1		
95.Casing Wear Ring	1		
96.Shaft Protection Sleeve-Cast Iron and Bronze and Stainless Steel	1		
97.Protection Sleeve0 Ring	1		
PUMP SPARES KSB ETA AND C AND D TYPE			
98.Volute Casing	1		
99.Suction Cover	1		
100.Bearing Pedestal	1		
101.Joint Ring	1		
102.Shaft	1		
103.Impeller-Cast and Iron Bronze	1		

104.Shaft Protection Sleeve-Cast Iron Bronze and Stainless Steel	1		
105.Impeller Nut	1		
106.Lock Washer	1		
107.Thrower	1		
108.Gasket	1		
109.Stuffing Box Gland(follower)	1		
110.Deep Groove Ball Bearing	1		
111.Bearing End Cover	1		
112.Felt Ring	1		
113.Gland Packing(BURGMAN OR CHESTERTON)	1		
114.Wear Ring-Cast and Iron Bronze	1		
115.Mechanical Seal	1		
116.Impeller Key	1		
117.Shaft Drive Nut	1		
118.Protection Sleeve Ring	1		
PUMP SPARES KSB NONCLOGGING CENTRIFUGAL KWP TYPE			
119.Pump Housing	1		
120.Wear Plate Suction End	1		
121.Discharge Cover	1		
122.Support Foot	1		
123.Shaft	1		
124.Impeller	1		
125.Anti-Friction Bearing	1		
126.Radial Bearing	1		
127.Bearing Bracket	1		
128.Bearing Bracket Lantern	1		
129.Bearing Bracket Pump End	1		
130.Bearing Bracket Motor End	1		
131.Radial Shaft Seal Rings	1		
132.Stuffing Box Ring Split	1		
133.Throat Bush	1		
134.Lantern Ring Split	1		
135. Gland Packing(BURGMAN OR CHESTERTON)	1		
136. Thrower	1		
137.Shaft Protection Sleeve	1		
138.Flat Gasket	1		
139.Impeller Key	1		
140.Impeller Nut and Lock Washer	1		

141.Protection Sleeve 0 Ring	1		
142.Shaft Key Drive	1		
143.Mechanical Seal	1		
	Sub Total		
	VAT		
	Total		

Item Description(Rates Based Tender)	Quantity	Unit Price (Excl. Vat)	Total Price (Excl. Vat)
1. Nahoon WTW:High Lift Pump	1		
2. Laing WTW			
• High Lift Pump	1		
• High Lift Pump	1		
• Back Wash	1		
3.Ndevane Booster Pump Station	1		
4.Zwelitsha Booster Pump Station	1		
5.Da Gama Booster Pump Station	1		
6.Mlakalaka Booster Pump Station	1		
7.Mlakalaka Pump Village Station	1		
8.Balasi Pump Station	1		
9.Peddie Pump Station: High Lift Pump	1		
10.Glenmore Raw Water	1		
11.Sandile :Back wash	1		
12.Gxulu Pump Station			
13.BINFIELD WTW			
• High Lift Pump	1		
• Back wash	1		
DEBE WTW			
• High Lift Pumps Pump Station No1	1		
• High Lift Pumps Pump Station No2 Eastern Leg	1		
• High Lift Pumps Pump Station No2 Western Leg	1		
• High Lift Pumps Pump Station No3	1		
• Backwash Pump	1		
• Filter Pumps	1		
14.Diaz cross Pump Station	1		
15.Repairs and Maintenance Labour Rates	1		

Transfer total of rates to SBD1	Sub Total		
	VAT		
	Total		

Total rates must be transferred to SBD1, failure to do so will lead to the bid being disqualified
For more information please contact Sandile Biyela e-mail sbiyela@amatolawater.co.za

- Required by: Amatola Water
- At: Nahoon Dam
 - Brand and modelN/A.....
 - Country of originN/A.....
 - Does the offer comply with the specification(s)? *YES/NO
 - If not to specification, indicate deviation(s)
 - Period required for delivery
 - Delivery: *Firm/not firm

PRICE ADJUSTMENTS

A NON-FIRM PRICES SUBJECT TO ESCALATION

1. IN CASES OF PERIOD CONTRACTS, NON FIRM PRICES WILL BE ADJUSTED (LOADED) WITH THE ASSESSED CONTRACT PRICE ADJUSTMENTS IMPLICIT IN NON FIRM PRICES WHEN CALCULATING THE COMPARATIVE PRICES

IN THIS CATEGORY PRICE ESCALATIONS WILL ONLY BE CONSIDERED IN TERMS OF THE FOLLOWING FORMULA:

$$Pa = (1 - V)Pt \left(D1 \frac{R1t}{R1o} + D2 \frac{R2t}{R2o} + D3 \frac{R3t}{R3o} + D4 \frac{R4t}{R4o} \right) + VPt$$

Where:

- Pa = The new escalated price to be calculated.
- (1-V) Pt = 85% of the original bid price. **Note that Pt must always be the original bid price and not an escalated price.**
- D1, D2.. = Each factor of the bid price eg. labour, transport, clothing, footwear, etc. The total of the various factors D1, D2...etc. must add up to 100%.
- R1t, R2t..... = Index figure obtained from new index (depends on the number of factors used).
- R1o, R2o = Index figure at time of bidding.
- VPt = 15% of the original bid price. This portion of the bid price remains firm i.e. it is not subject to any price escalations.

3. The following index/indices must be used to calculate your bid price:

Index..... Dated..... Index..... Dated..... Index..... Dated.....
 Index..... Dated..... Index..... Dated..... Index..... Dated.....

2. FURNISH A BREAKDOWN OF YOUR PRICE IN TERMS OF ABOVE-MENTIONED FORMULA. THE TOTAL OF THE VARIOUS FACTORS MUST ADD UP TO 100%.

FACTOR (D1, D2 etc. e.g. Labour, transport etc.)	PERCENTAGE OF BID PRICE

B PRICES SUBJECT TO RATE OF EXCHANGE VARIATIONS

1. Please furnish full particulars of your financial institution, state the currencies used in the conversion of the prices of the items to South African currency, which portion of the price is subject to rate of exchange variations and the amounts remitted abroad.

PARTICULARS OF FINANCIAL INSTITUTION	ITEM NO	PRICE	CURRENCY	RATE	PORTION OF PRICE SUBJECT TO ROE	AMOUNT IN FOREIGN CURRENCY REMITTED ABROAD
				ZAR=		
				ZAR=		
				ZAR=		
				ZAR=		
				ZAR=		
				ZAR=		

2. Adjustments for rate of exchange variations during the contract period will be calculated by using the average monthly exchange rates as issued by your commercial bank for the periods indicated hereunder: (Proof from bank required)

AVERAGE MONTHLY EXCHANGE RATES FOR THE PERIOD:	DATE DOCUMENTATION MUST BE SUBMITTED TO THIS OFFICE	DATE FROM WHICH NEW CALCULATED PRICES WILL BECOME EFFECTIVE	DATE UNTIL WHICH NEW CALCULATED PRICE WILL BE EFFECTIVE

CONTRACT FORM - PURCHASE OF GOODS/WORKS

THIS FORM MUST BE FILLED IN DUPLICATE BY BOTH THE SUCCESSFUL BIDDER (PART 1) AND THE PURCHASER (PART 2). BOTH FORMS MUST BE SIGNED IN THE ORIGINAL SO THAT THE SUCCESSFUL BIDDER AND THE PURCHASER WOULD BE IN POSSESSION OF ORIGINALLY SIGNED CONTRACTS FOR THEIR RESPECTIVE RECORDS.

PART 1 (TO BE FILLED IN BY THE SUPPLIER)

I hereby undertake to supply all or any of the goods and/or works described in the attached bidding documents to **Amatola Water** as set out below:

SUPPLY AND DELIVERY OF SPARES, REPAIRS AND MAINTENANCE OF PUMPS OR REPLACEMENT OF KSB PUMPS ON AN ADHOC BASIS FOR A PERIOD OF THREE YEARS

1. In accordance with the requirements and specifications stipulated in **RFP NUMBER AW2019/20/06** at the price/s quoted. My offer/s remain binding upon me and open for acceptance by the purchaser during the validity period indicated and calculated from the closing time of bid.
2. The following documents shall be deemed to form and be read and construed as part of this agreement:
 - (i) Bidding documents, *viz*
 - Invitation to bid;
 - Tax clearance certificate;
 - Pricing schedule(s);
 - Technical Specification(s);
 - Preference claims for Broad Based Black Economic Empowerment Status Level of Contribution in terms of the Preferential Procurement Regulations 2017;
 - Declaration of interest;
 - Declaration of bidder's past SCM practices;
 - Certificate of Independent Bid Determination
 - Special Conditions of Contract;
 - (ii) General Conditions of Contract; and
 - (iii) Other (specify)
3. I confirm that I have satisfied myself as to the correctness and validity of my bid; that the price(s) and rate(s) quoted cover all the goods and/or works specified in the bidding documents; that the price(s) and rate(s) cover all my obligations and I accept that any mistakes regarding price(s) and rate(s) and calculations will be at my own risk.
4. I accept full responsibility for the proper execution and fulfilment of all obligations and conditions devolving on me under this agreement as the principal liable for the due fulfillment of this contract.
5. I declare that I have no participation in any collusive practices with any bidder or any other person regarding this or any other bid.
6. I confirm that I am duly authorised to sign this contract.

NAME (PRINT)

CAPACITY

SIGNATURE

NAME OF FIRM

DATE

WITNESSES	
1
2.
---	---

GENERAL CONDITIONS OF CONTRACT

The form of Contract to be utilized is the General Conditions of Contract issued by National Treasury.

SPECIAL CONDITIONS OF CONTRACT

The Special Conditions of Contract (SCC) supplement and must be read with the corresponding provisions of the General Conditions of Contract. Whenever there is a conflict between the SCC and the GCC, the provisions of the SCC shall prevail